

# DATA SHEET

WIRELESS COMPONENTS

Ceramic Chip Antenna

ANT2112A010B0918A

CELLULAR-BAND

2112 Series



FEATURES

- Compact size
- High radiation efficiency
- Multi-band coverage
- Reflow process compatible
- RoHS compliant

APPLICATIONS

- Global cellular network devices
- Telematics
- Cellular broadband access
- M2M module

ORDERING INFORMATION

All part numbers are identified by the series, packing type, material, size, antenna type, working frequency and packing quantity.

**PART NUMBER**

**ANT 2112 A 010 B 0918A**  
 (1) (2) (3) (4) (5) (6)

---

**(1) PRODUCT**

ANT = Antenna

---

**(2) SIZE**

2112=21×12 mm

---

**(3) ANTENNA TYPE**

L, F, A=Chip antenna

---

**(4) SERIAL NO.**

010

---

**(5) PACKING STYLE**

B = Bag

---

**(6) WORKING FREQUENCY**

0918 = 900 / 1800 MHz

---

**PHYCOMP CTC**

CAN4313284109181K

---

**12NC**

431328410918

---

**SPECIFICATION**

Table 1

DESCRIPTION	VALUE
Centre Frequency	900/1800 MHz
Bandwidth	30 / 170 MHz (Typ.)
Polarization	Linear
Azimuth Beamwidth	Omni-directional
Peak Gain	0.5~1 dBi (Typ.)
Impedance	50 Ω
Operating Temperature	- 40~105 °C
Maximum Power	4W
Termination	Ag (Environmentally-Friendly Leadless)
Resistance to Soldering Heats	260°C , 10sec.

**NOTE**

1. The specification is defined on Yageo evaluation board

**DIMENSIONS**

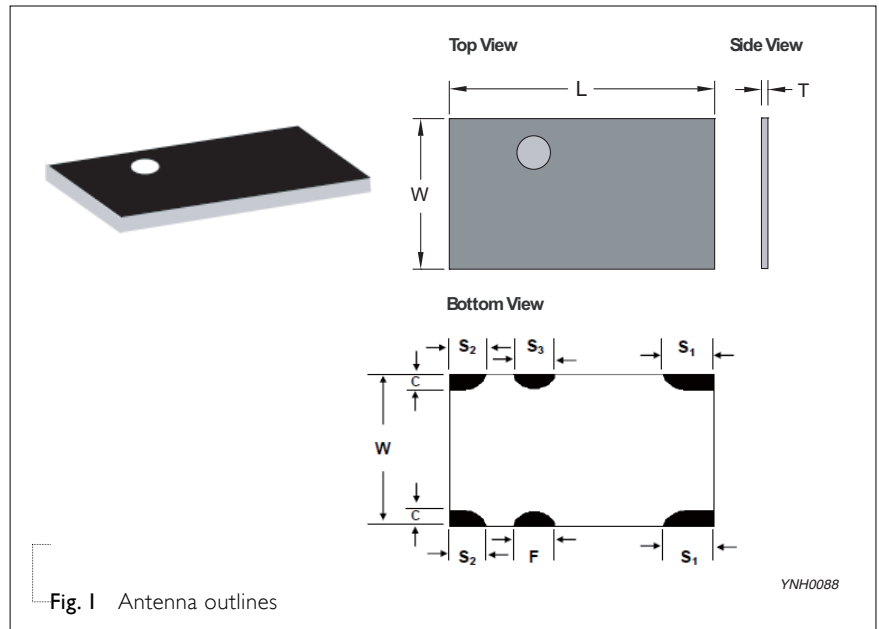
Table 2 Machinical Dimension

	DIMENSION
L (mm)	20.50 ± 0.25
W (mm)	11.8 ± 0.20
F (mm)	3.0 ± 0.25
C (mm)	1.00 ± 0.30
S1 (mm)	4.0 ± 0.35
S2 (mm)	2.8 ± 0.35
S3 (mm)	3.0 ± 0.35
T (mm)	0.5 ± 0.15

Table 3 Termination configuration

TERMINAL NAME	FUNCTION
F	Feeding Point

**OUTLINES**

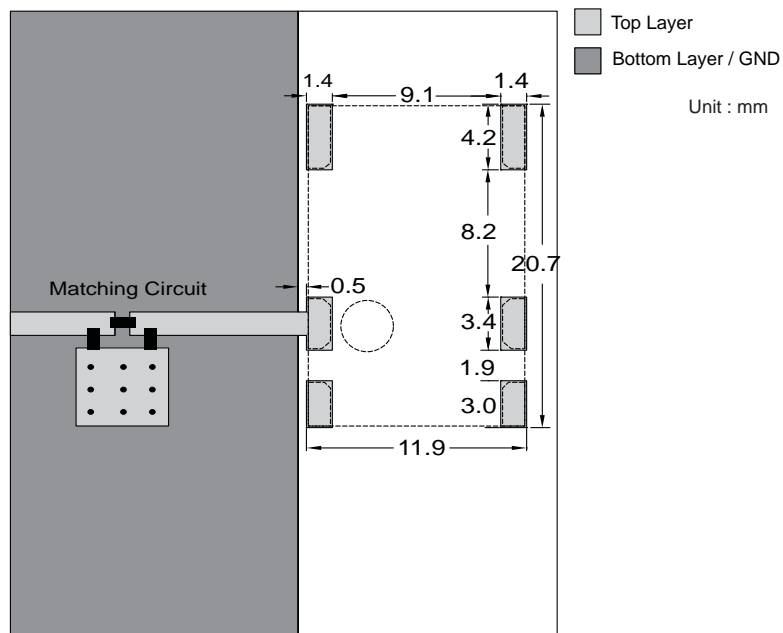


REFERENCE DESIGN OF EVALUATION BOARD



Unit : mm

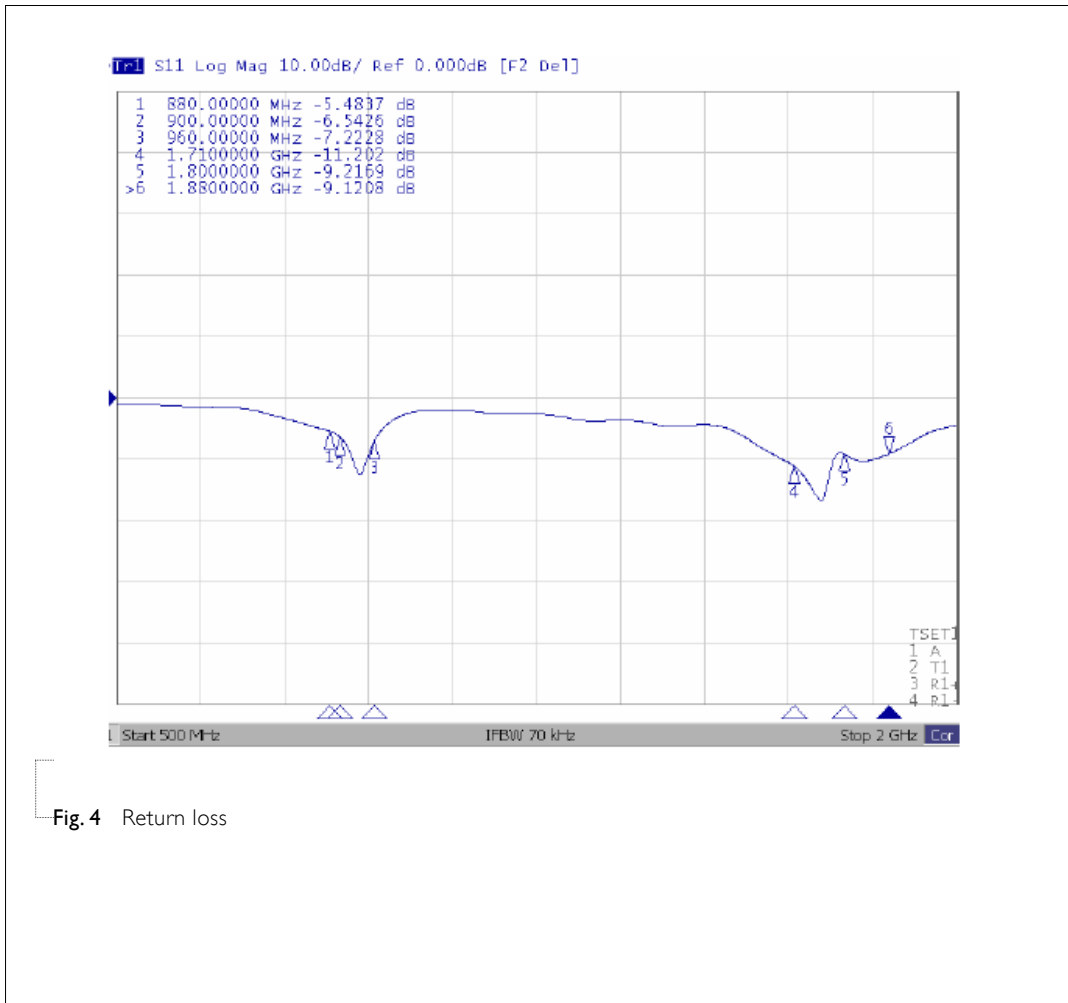
**Fig. 2** Outlook and dimension of evaluation board



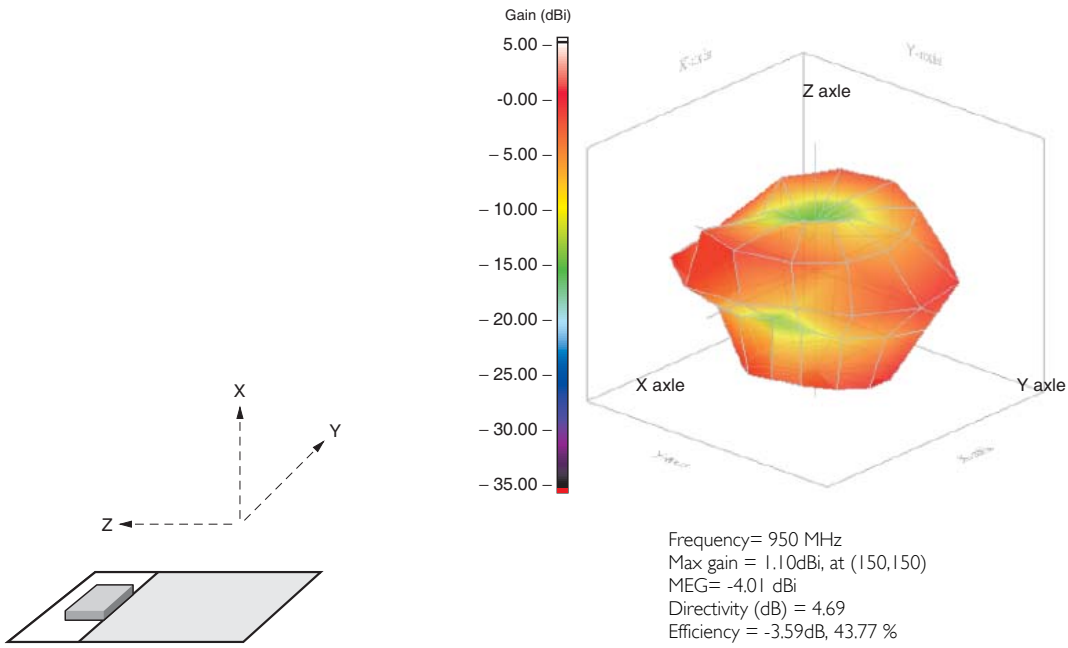
YNH0089

**Fig. 3** Details of soldering Pad

**ELECTRICAL PERFORMANCES**



**Fig. 4** Return loss



Evaluation board and XYZ direction

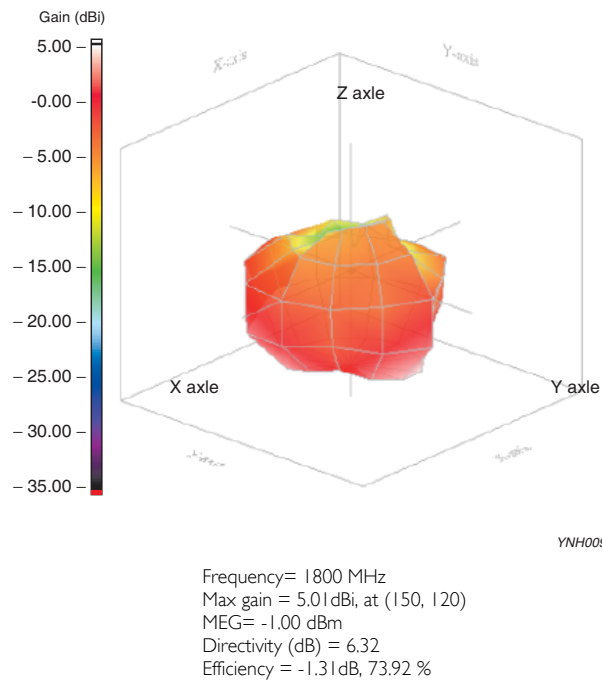


Fig. 5 Radiation pattern

REVISION HISTORY

REVISION	DATE	CHANGE NOTIFICATION	DESCRIPTION
Version 1	Feb. 05, 2013	-	- Dimensions update
Version 0	Nov. 15, 2012	-	- New data sheet for SMD type antenna, 900 / 1800MHz application, 2112 series