

Flanged Termination 150 Watts, 50Ω



General Specifications

| | |
|--------------------------|------------------------------------|
| Resistive Element | Thick film |
| Substrate | Beryllium oxide ceramic |
| Cover | Alumina Ceramic |
| Mounting flange | Copper, nickel plated per QQ-N-290 |
| Leads | 99% pure silver (.005" thick) |

Features:

- DC – 2.0 GHz
- 150 Watts
- BeO Ceramic
- Non-Nichrome Resistive Element
- Low VSWR
- 100% Tested

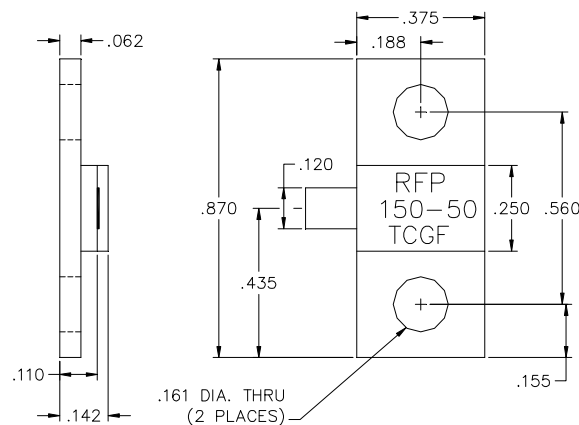
Electrical Specifications

| | |
|--------------------------|---------------------|
| Resistance Range: | 50 ohms, $\pm 5\%$ |
| Frequency Range; | DC – 2.0 GHz |
| Power: | 150 Watts |
| VSWR | 1.10:1 DC – 1.0 GHz |
| | 1.30:1 DC – 2.0 GHz |


Note: Tolerance is $\pm 0.010"$, unless otherwise specified. Designed to meet or exceed applicable portions of MIL-E-5400. Operating temperature is -55°C to 150°C (see chart for derating temperatures). All dimensions in inches.

Specifications subject to change with out notice.

Outline Drawing

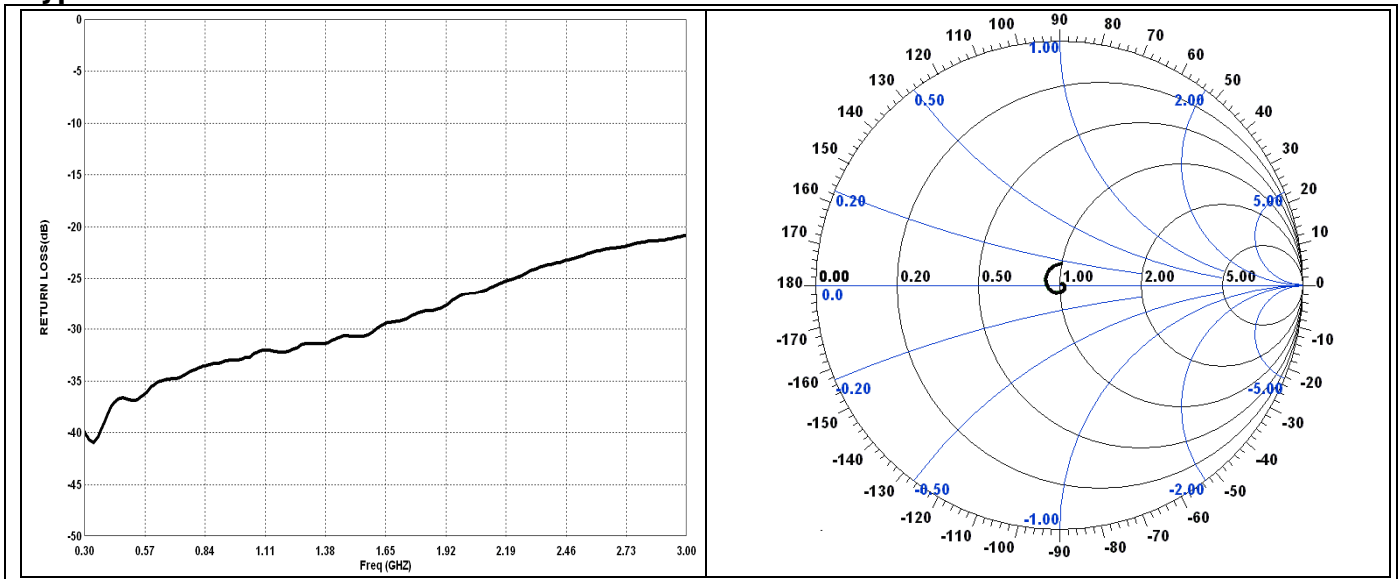


150-50TCGF (097) Rev B

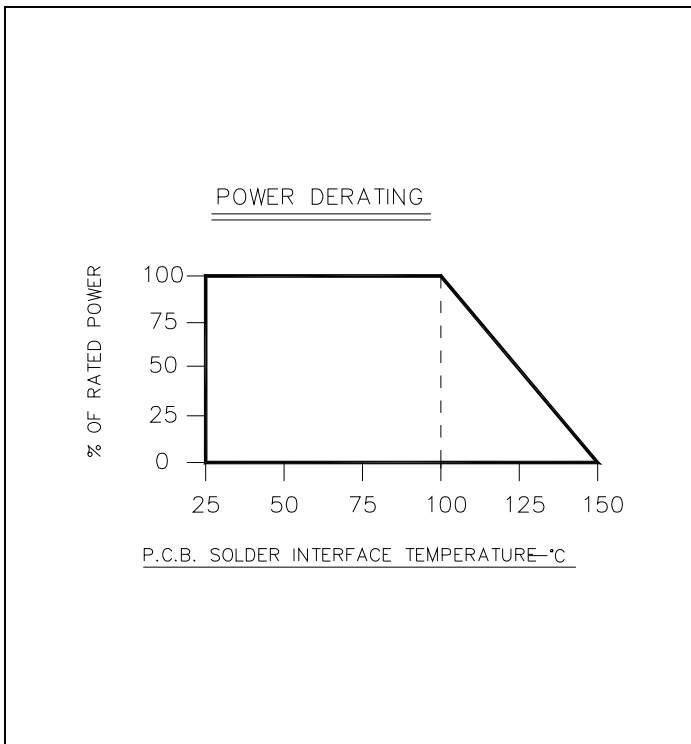




Typical Performance:



Power De-rating:



Mounting Footprint and Procedure:

SUGGESTED STRESS RELIEF METHODS
SCALE: NONE

- BOARD LOWER THAN LEAD.
- BOARD EVEN WITH LEAD.

NOT RECOMMENDED APPLICATION
SCALE: NONE

- BOARD LOWER THAN LEAD.
- BOARD HIGHER THAN LEAD.

SUGGESTED MOUNTING PROCEDURES:


1. MAKE SURE THAT THE DEVICES ARE MOUNTED ON FLAT SURFACES (.001" UNDER THE DEVICE) TO OPTIMIZE THE HEAT TRANSFER.
2. DRILL & TAP THE HEATSINK FOR THE APPROPRIATE THREAD SIZE TO BE USED.
3. COAT HEATSINK WITH A MINIMUM AMOUNT OF HIGH QUALITY SILICONE GREASE (.001" MAX. THICKNESS).
4. POSITION DEVICE ON MOUNTING SURFACE & SECURE USING SOCKET HEAD SCREWS, FLAT & SPLIT WASHER. TORQUE SCREWS TO THE APPROPRIATE VALUE. MAKE SURE THAT THE DEVICE IS FLAT AGAINST THE HEATSINK. (CARE SHOULD BE TAKEN TO AVOID UPWARD PRESSURE OF THE LEADS TOWARDS THE LID).
5. SOLDER LEADS IN PLACE USING APPROPRIATE SOLDER WITH A CONTROLLED TEMPERATURE IRON.

** FOR MORE DETAILS CONTACT FACTORY **

150-50TCGF (097) Rev B

USA/Canada: (315) 432-8909
Toll Free: (800) 544-2414
Europe: +44 2392-232392

Available on Tape and Reel For Pick and Place Manufacturing.



Anaren
What'll we think of next?™

Mouser Electronics

Authorized Distributor

Click to View Pricing, Inventory, Delivery & Lifecycle Information:

[Anaren:](#)

[150-50TCGF](#)