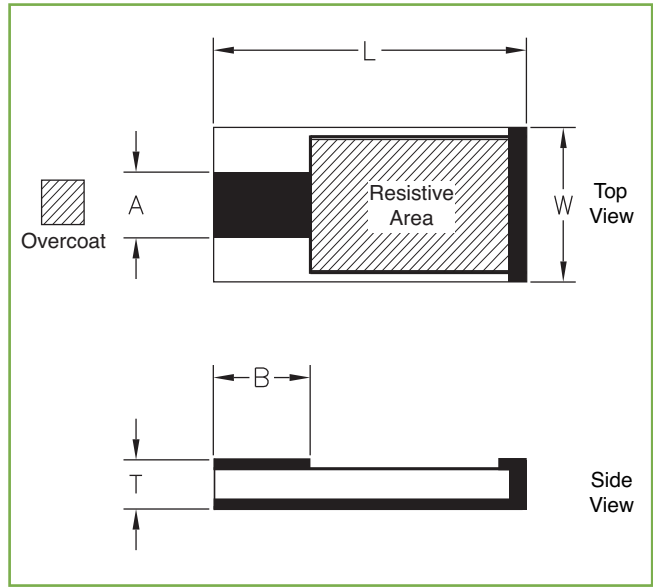


Chip Terminations

Style CT1

General Specifications

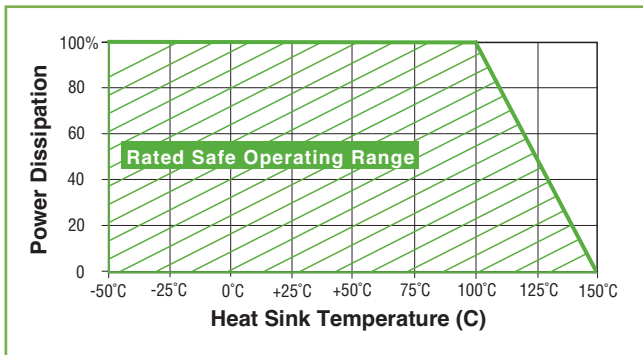
- **Nominal Impedance:** 50 Ω
- **Resistive Tolerance:** ±5% standard, ±2% available
- **Operating Temp Range:** -55 to +150°C
- **Temperature Coefficient:** ±150 ppm/°C
- **Resistive Elements:** Tantalum, Thin Film Processed
- **Substrate Material:** Aluminum Nitride
- **Terminals:** Silver over Nickel
- **Lead-Free, RoHS Compliant**
- **Reliability:** MIL-PRF-55342
- **Tape and Reel Specifications:**
See Page 39 of full Resistive Products Catalog



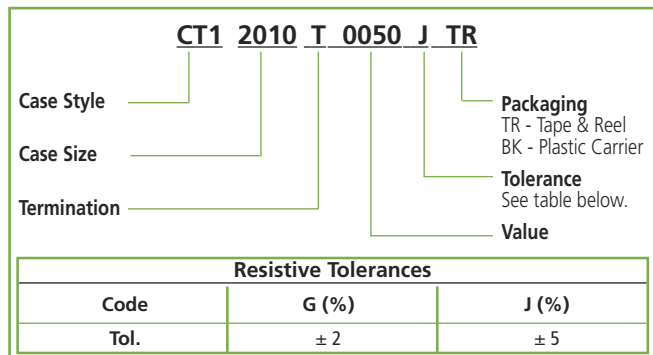
ATC Part Number	W ±.010	L ±.010	T ±.005	A ±.010	B (Typ.)	Frequency (GHz)	VSWR (Typ.)	Power Max* (Watts)
CT11020T0050J	.200	.100	.025	.034	.020	DC to 18.0	1.25:1	20W
CT12010T0050J	.100	.200	.040	.050	.060	DC to 4.0	1.20:1	30W
CT12525T0050J	.245	.245	.040	.090	.020	DC to 4.0	1.15:1	60W
CT12525T0050J01	.245	.245	.040	.050	.040	DC to 2.5	1.15:1	100W
CT12525T0050J02	.245	.245	.040	.090	.020	DC to 4.0	1.20:1	100W
CT12335T0050J	.350	.230	.040	.100	.030	DC to 4.0	1.15:1	100W
CT13725T0050J	.250	.375	.040	.090	.025	DC to 4.0	1.20:1	125W
CT13725T0050J01	.250	.375	.040	.050	.055	DC to 1.1	1.20:1	150W
CT13725T0050J02	.250	.375	.040	.090	.025	DC to 4.0	1.25:1	150W
CT13737T0050J	.370	.370	.040	.120	.025	DC to 2.0	1.25:1	150W
CT13737T0050J01	.370	.370	.040	.130	.065	DC to 1.0	1.20:1	250W

* Test Condition: Chip soldered to a large copper carrier whose surface is at 100° C; maximum rated power applied.
Specification: The resistance of the film shall change no more than <2% during and after a 1000-hr. Burn-in per Mil-PRF-55342.

Power Derating



ATC Part Number Code



Sales of ATC products are subject to the terms and conditions contained in American Technical Ceramics Corp. Terms and Conditions of Sale (ATC document #001-992 Rev. B 12/05). Copies of these terms and conditions will be provided upon request. They may also be viewed on ATC's website at www.atceramics.com/productfinder/default.asp. Click on the link for Terms and Conditions of Sale.

ATC has made every effort to have this information as accurate as possible. However, no responsibility is assumed by ATC for its use, nor for any infringements of rights of third parties which may result from its use. ATC reserves the right to revise the content or modify its product without prior notice.

© 2012 American Technical Ceramics Corp. All Rights Reserved.

Excerpt from ATC # 001-944; Rev. U, 11/14

A M E R I C A N T E C H N I C A L C E R A M I C S

ATC North America
sales@atceramics.com

ATC Europe
sales@atceramics.com

ATC Asia
sales@atceramics-asia.com

www.atceramics.com

Mouser Electronics

Authorized Distributor

Click to View Pricing, Inventory, Delivery & Lifecycle Information:

[AVX:](#)

[CT12010T0050JTR](#) [CT12525T0050JTR](#) [CT13725T0050JTR](#) [CT13737T0050JTR](#)