



# MEMS-Oscillator · JSO LC series · 3.3 V

actual sizes



- low power oscillator with HCMOS/LVCMOS output
- compatible to industry standard packages 2016 – 7050
- configured to customer's specification
- extended shock & vibration resistance
- very fast delivery service
- 500 million hours MTBF

## General Data

type		JSOxxCxLC 3.3 V
frequency range		1.0 ~ 110.0 MHz (temp. range T0 ~ T8)
		115.0 ~ 137.0 MHz (temp. range T0 ~ T1)
frequency stability over all		±20 ppm ~ ±50 ppm (see table 1)
current consumption		see table 2
supply voltage $V_{DC}$		3.3 V ± 10%
temperature	operating	T0 = -20°C ~ +70°C
		T1 = -40°C ~ +85°C
		T2 = -40°C ~ +105°C
		T3 = -40°C ~ +125°C
		T8 = -55°C ~ +125°C
	storage	-55°C ~ +150°C
output	logic	HCMOS/LVCMOS
	rise & fall time	3 ns max. at 15 pF / 6 ns max. at 30 pF (see table 4)
	load max.	30 pF max. recommended (≤ 83.0 MHz)
		15 pF max. recommended (> 83.0 MHz)
		other load capacitances possible, see supplementary <a href="#">document</a>
	current max.	4 mA
low level max.	0.1 x $V_{DC}$	
high level min.	0.9 x $V_{DC}$	
standby function (e/d)		stop (S), tristate-only (T) or none (N), see table 3
output enable time max.		5 ms (S) / 150 ns (T)
output disable time max.		150 ns
start-up time max.		5 ms
standby current max.		5 µA (for stop (S), see table 3)
phase jitter 12 kHz ~ 20 MHz		< 3.0 ps RMS
symmetry at 0.5 x $V_{DC}$		45% ~ 55% (standard)

note: some frequencies can't be configured, see table 5.

## Packing Note / Marking

QTY < 250 pcs. → cut tape  
 QTY 250/500/1K/3K pcs. → tape and reel  
 Marking: lot code only



RoHS compliant



Pb free



REACH compliant



Conflict mineral free

Table 1: Frequency Stability Code

stability code / temp. code*	B	G	C	D
	±50 ppm	±30 ppm	±25 ppm	±20 ppm
-20°C ~ +70°C T0	○	○	○	○
-40°C ~ +85°C T1	○	○	○	○
-40°C ~ +105°C T2	○	○	○	○
-40°C ~ +125°C T3	○	○	○	○
-55°C ~ +125°C T8	○	○	○	○

○ available

\* includes stability at 25°C, operating temp. range, supply voltage change, shock and vibration, aging 1st year.

Table 2: Current Consumption typ. (for max. add 30%)

current at load	5 pF	15 pF	30 pF	60 pF	unit
output disabled	4.0	4.0	4.0	4.0	mA
1.0 ~ 19.9 MHz	4.0	4.6	5.6	7.6	mA
20.0 ~ 29.9 MHz	4.6	5.7	7.4	10.9	mA
30.0 ~ 49.9 MHz	5.1	6.7	9.2	14.3	mA
50.0 ~ 79.9 MHz	6.4	9.0	13.2		mA
80.0 ~ 110.0 MHz	7.7	11.2	17.0		mA
115.0 ~ 137.0 MHz	(10.0)	(14.5)			mA

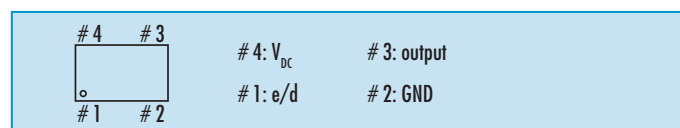
note: current at default edge control setting "D", also refer to table 4.

Table 3: Configurable Standby Function Options (e/d)

pin #1 (e/d control)	option	functionality
low "0" ( $V_{IL} \leq 0.2 V_{DC}$ )	S = Stop	output weakly pulled down, oscillator in sleep mode
	T = TriState	output high impedance, oscillator operates
	N = None	oscillator output active
high "1" ( $V_{IH} \geq 0.8 V_{DC}$ )	all	oscillator output active
open*	all	oscillator output active

\* a pull up resistor is recommended in EMI stressed circuit environments.

## Pin Connection



note: a capacitor of 0.1 µF between  $V_{DC}$  and GND is recommended.

Jauch MEMS – Uses SiTime's MEMS First™ technology



Jauch Quartz GmbH • e-mail: info@jauch.de  
 full data can be found under: www.jauch.de / www.jauch.co.uk / www.jauch.fr / www.jauchusa.com  
 All specifications are subject to change without notice

# MEMS-Oscillator · JSO LC series · 3.3 V

Table 4: Max. Rise & Fall Time vs. Load Capacitance

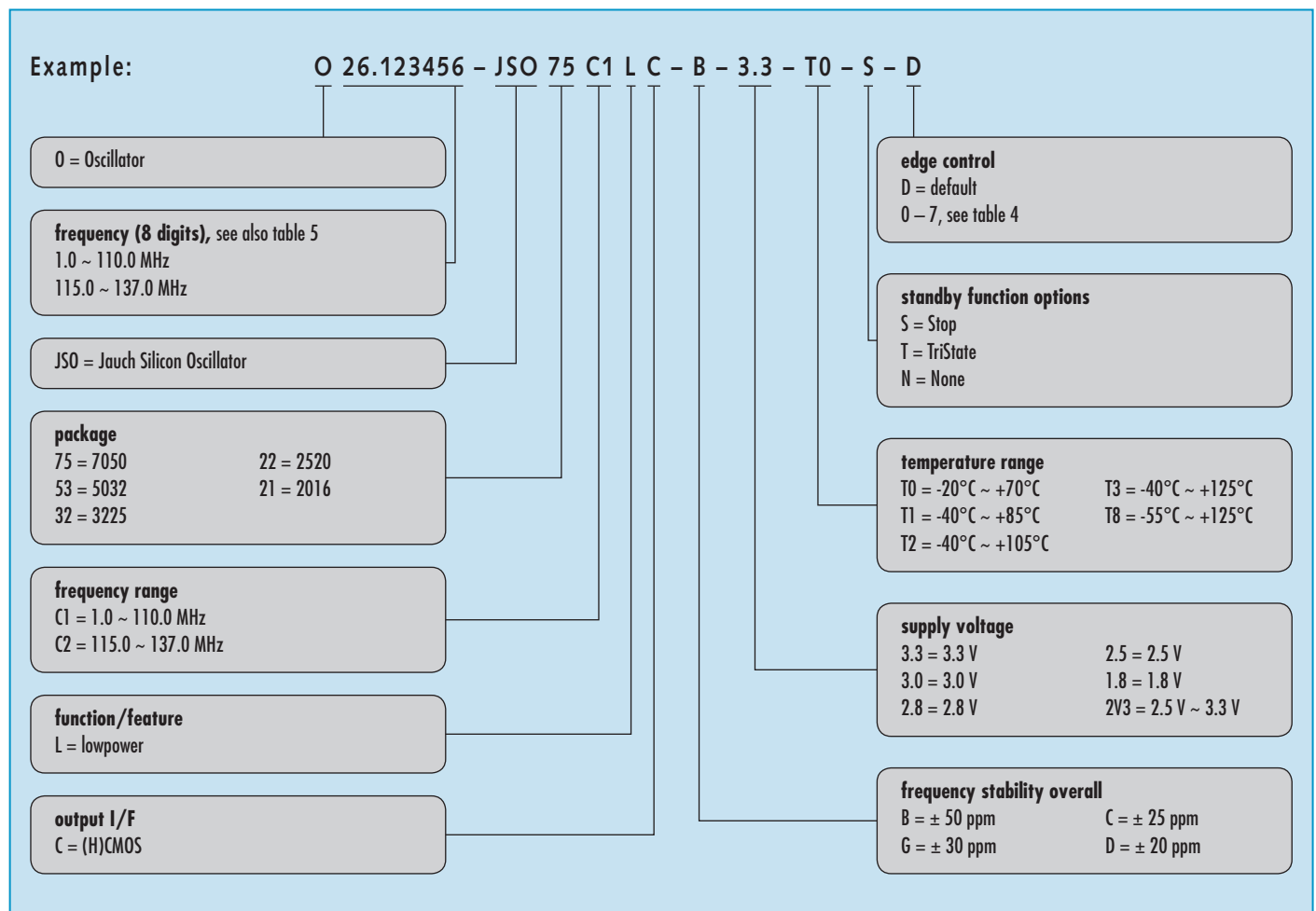
$C_L$	5 pF	15 pF	30 pF	5 pF	15 pF	30 pF
edge control	at 10% ~ 90% of $V_{DC}$ (ns)			at 20% ~ 80% of $V_{DC}$ (ns)		
0	1.0	1.7	3.6	0.7	1.2	2.6
1	1.1	1.8	4.4	0.7	1.3	3.0
2	1.2	2.6	5.0	0.8	1.8	3.3
D = 3*	1.3	3.0	6.0	0.9	2.0	3.8
4	2.6	5.4	9.4	1.5	3.8	6.4
5	3.4	6.6	12.0	2.4	5.0	8.6
6	5.2	10.0	17.0	3.6	7.0	12.4
7	10.4	21.0	35.0	7.4	14.0	25.0

\* default edge control setting "D" at  $V_{DC} = 3.3$  V, please also refer to the [supplementary information](#) on our homepage for typical values and more details.

Table 5: Non-Configurable Frequencies

operating temperature option		operating temperature option	
T2 – (-40°C ~ +105°C)		T8 – (-55°C ~ +125°C)	
T3 – (-40°C ~ +125°C)			
from (MHz)	to (MHz)	from (MHz)	to (MHz)
61.223	61.674	61.223	61.974
69.796	70.485	69.240	70.827
79.063	79.162	78.715	79.561
81.428	82.232	80.160	80.174
91.834	92.155	80.780	82.632
94.249	94.430	91.834	95.474
94.875	94.994	96.192	96.209
97.714	98.679	96.936	99.158
110.0	115.194	110.0	119.342
117.811	118.038	–	–
118.594	118.743	120.239	120.262
122.142	122.705	121.170	121.243
123.022	123.348	121.601	123.948

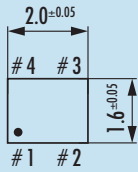
## Order Information



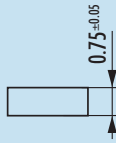
# MEMS-Oscillator · JSO LC series · 3.3 V

## Dimensions

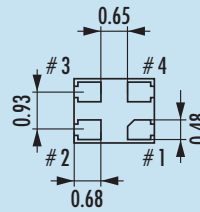
2.0 x 1.6 x 0.75  
JSO21



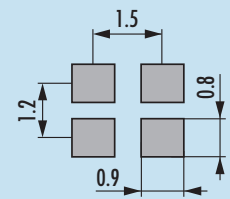
top view



side view

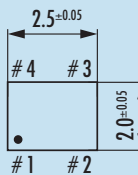


bottom view



pad layout

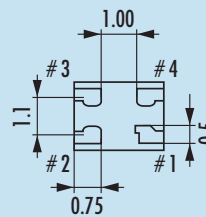
2.5 x 2.0 x 0.75  
JSO22



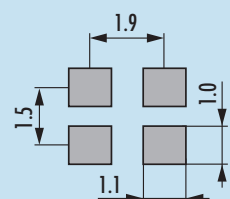
top view



side view

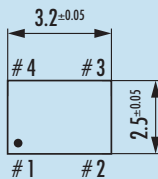


bottom view

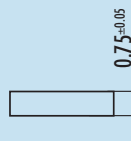


pad layout

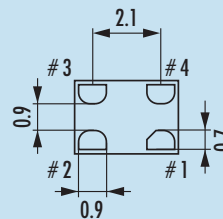
3.2 x 2.5 x 0.75  
JSO32



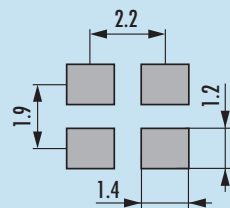
top view



side view

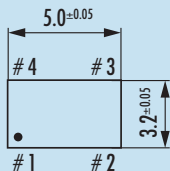


bottom view

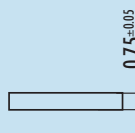


pad layout

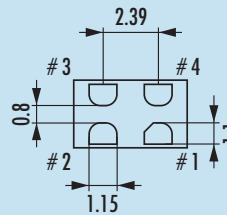
5.0 x 3.2 x 0.75  
JSO53



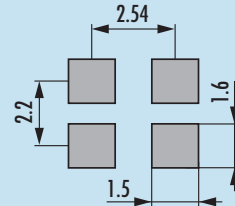
top view



side view

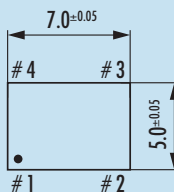


bottom view

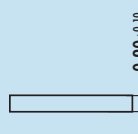


pad layout

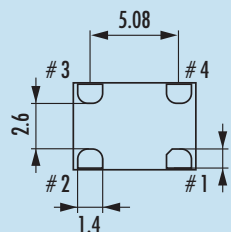
7.0 x 5.0 x 0.90  
JSO75



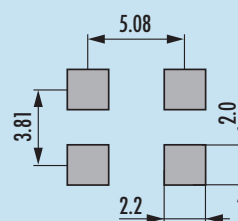
top view



side view



bottom view



pad layout

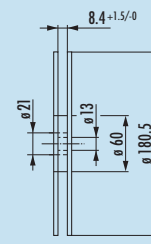
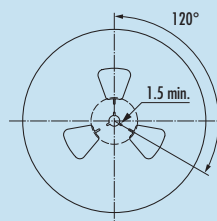
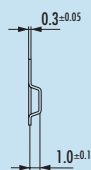
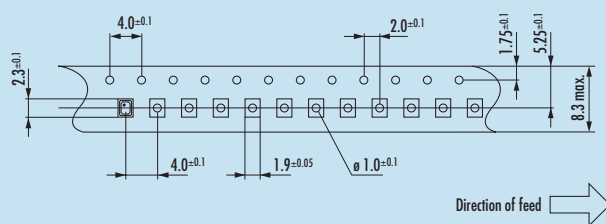
**Pin connection** # 1: e/d # 2: GND # 3: output # 4: V<sub>DC</sub> note: a capacitor of 0.1 μF between V<sub>DC</sub> and GND is recommended

in mm

# MEMS-Oscillator · JSO LC series · 3.3 V

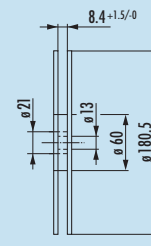
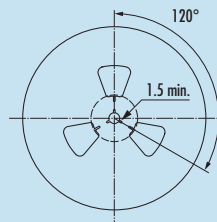
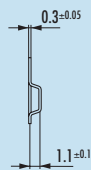
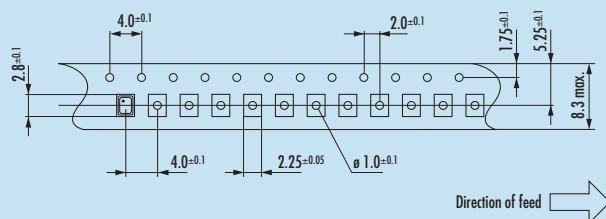
## Taping Specification

**2.0 x 1.6 x 0.75**  
**JSO21**



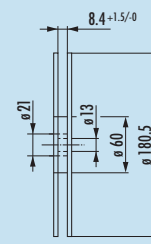
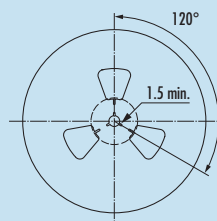
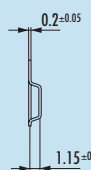
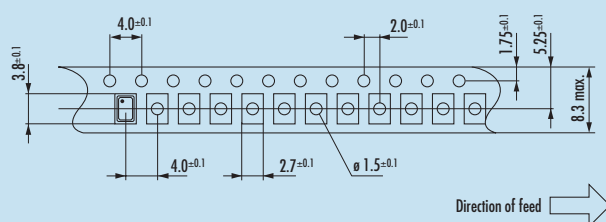
up to 3000 pcs per reel

**2.5 x 2.0 x 0.75**  
**JSO22**



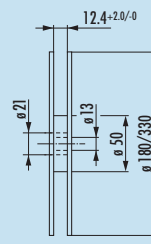
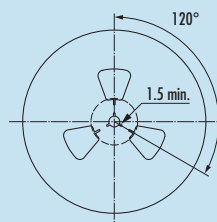
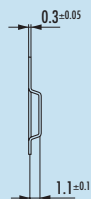
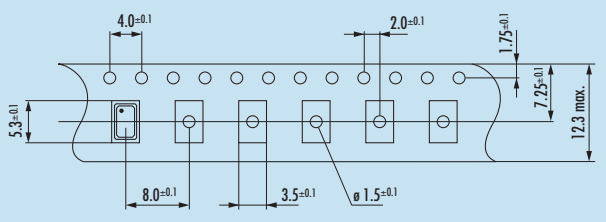
up to 3000 pcs per reel

**3.2 x 2.5 x 0.75**  
**JSO32**



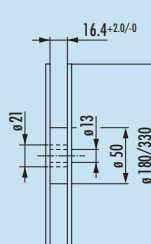
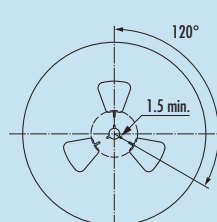
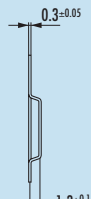
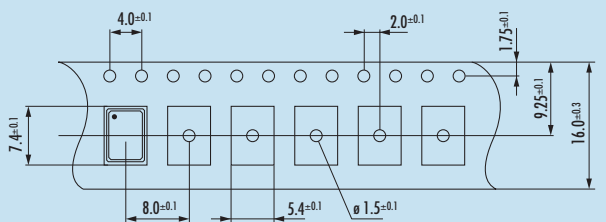
up to 3000 pcs per reel

**5.0 x 3.2 x 0.75**  
**JSO53**



Ø 180: up to 1000 pcs per reel  
Ø 330: up to 3000 pcs per reel

**7.0 x 5.0 x 0.90**  
**JSO75**



Ø 180: up to 1000 pcs per reel  
Ø 330: up to 3000 pcs per reel

in mm