




E-Series RF 1:1 Flux Coupled Transformer 0.3 - 200 MHz

Features

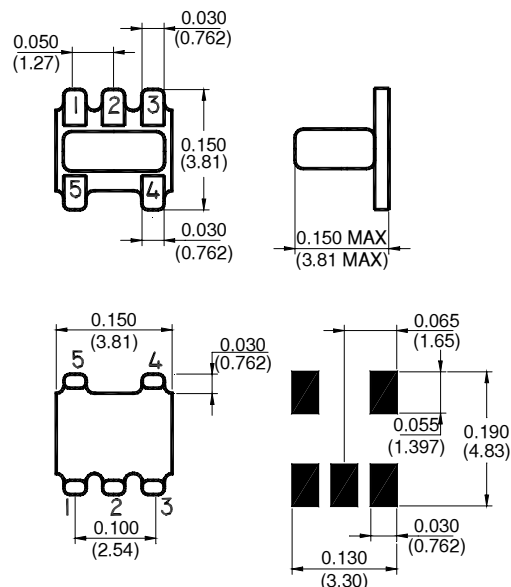
- Surface Mount
- 1:1 Impedance Ratio
- CT on Secondary
- Available on Tape & Reel



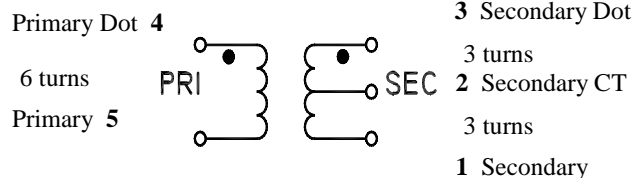
Description

M/A-COM's ETC1-1T is a 1:1 RF flux coupled transformer in a low cost, surface mount package. Ideally suited for high volume applications.

SM-22 Package



Schematic



Electrical Specifications @25°C

Parameter	Units	Nominal	Typical	Minimum	Maximum
Frequency Range	0.3 - 200	MHz	—	—	—
Insertion Loss	0.3 - 200 MHz	dB	—	—	1.5
Amplitude Imbalance	0.3 - 50 MHz	dB	—	—	0.1
	0.3 - 200 MHz	dB	—	—	0.5
Phase Imbalance	0.3 - 50 MHz	Degrees	—	—	1.0
	0.3 - 200 MHz	Degrees	—	—	5.0
Input Return Loss	0.3 - 200 MHz	dB	—	—	10.0
	5 - 120 MHz	dB	—	—	15.0

Please Note that the photograph above indicates typical package only, not actual unit.

Specifications subject to change without notice.

V8.00 S 0181 I

- North America: Tel. (800) 366-2266, Fax (800) 618-8883
- Asia/Pacific: Tel.+81-44-844-8296, Fax +81-44-844-8298
- Europe: Tel. +44 (1344) 869 595, Fax+44 (1344) 300 020

Visit www.macom.com for additional data sheets and product information.

tyco / Electronics

M/A-COM

Absolute Maximum Ratings

Parameter	Absolute Maximum
RF Power	250 mW
DC Current	240 mA *
Operating Temperature	-40°C to +85°C
Storage Temperature	-55°C to 100°C

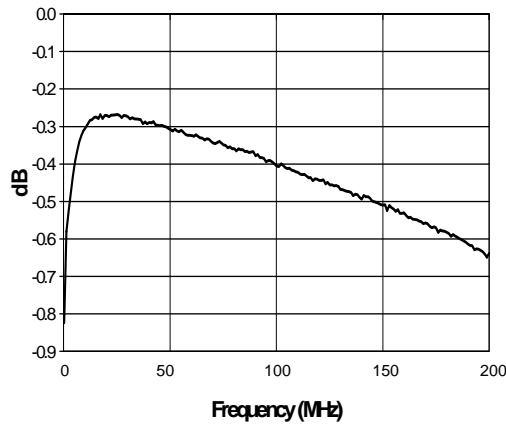
* The maximum DC current applies to the secondary center tap in applications where the secondary is balanced.

Functional Configuration

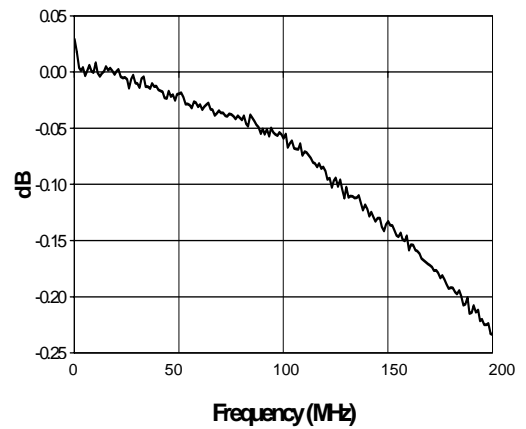
Function	Pin No.
Primary Dot	4
Primary	5
Primary CT	—
Secondary Dot	3
Secondary	1
Secondary CT	2
Case Ground	—
Not Connected	—

Typical Performance @ +25°C

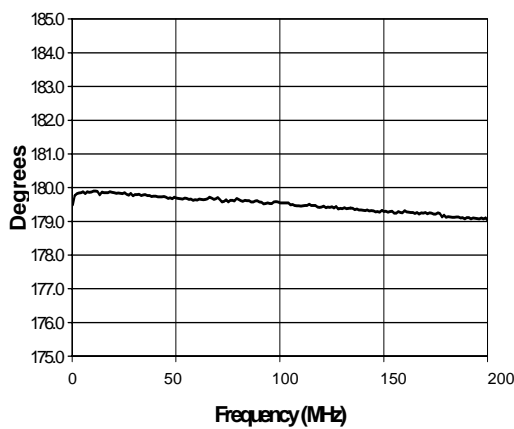
Insertion Loss



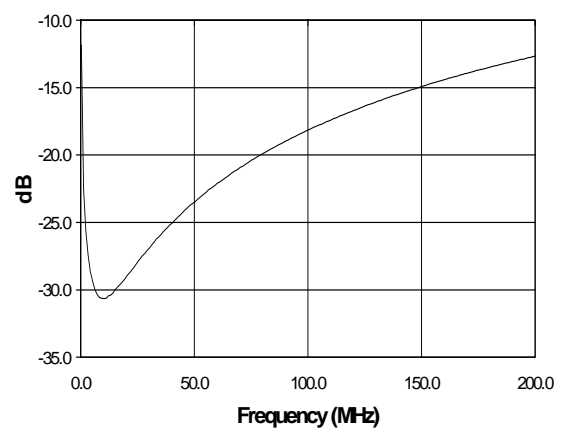
Amplitude Imbalance



Phase Imbalance



Input Return Loss



Specifications subject to change without notice.

V8.00 S 0181 I

■ North America: Tel. (800) 366-2266, Fax (800) 618-8883
 ■ Asia/Pacific: Tel.+81-44-844-8296, Fax +81-44-844-8298
 ■ Europe: Tel. +44 (1344) 869 595, Fax+44 (1344) 300 020

Visit www.macom.com for additional data sheets and product information.