

Termination SMA

50Ω

DC to 12000 MHz

ANNE-50L+



Generic photo used for illustration purposes only

CASE STYLE: LL561

Connectors	Model
SMA-Male	ANNE-50L+

+RoHS Compliant

The +Suffix identifies RoHS Compliance. See our web site for RoHS Compliance methodologies and qualifications

Maximum Ratings

Operating Temperature -55°C to 100°C

Storage Temperature -55°C to 100°C

Permanent damage may occur if any of these limits are exceeded.

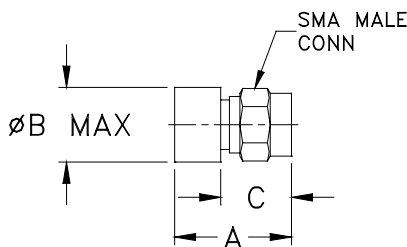
Features

- wideband coverage, DC to 12000 MHz
- rugged construction

Applications

- cellular communications
- satellite communications

Outline Drawing



Outline Dimensions (inch/mm)

A	B	C	wt
			grams
0.58	0.37	0.35	4.0
14.73	9.40	8.89	

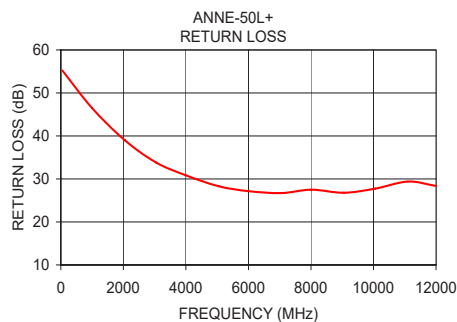
Electrical Specifications T_{AMB}=25°C

FREQUENCY (MHz)	IMPEDANCE (OHMS)	RETURN LOSS (dB) MIN.			POWER RATING* (W)
		DC-4 GHz	4-8 GHz	8-12 GHz	
DC-12000	50	26	21	18	1.0

*At 50°C, derate linearly to 350mW at 100°C.

Typical Performance Data

Frequency (MHz)	Return Loss (dB)
50	55.22
1000	46.47
2050	39.00
3050	33.81
4000	30.84
5050	28.31
6000	27.16
7050	26.71
8000	27.51
9050	26.79
10050	27.74
11100	29.40
12000	28.36



Notes

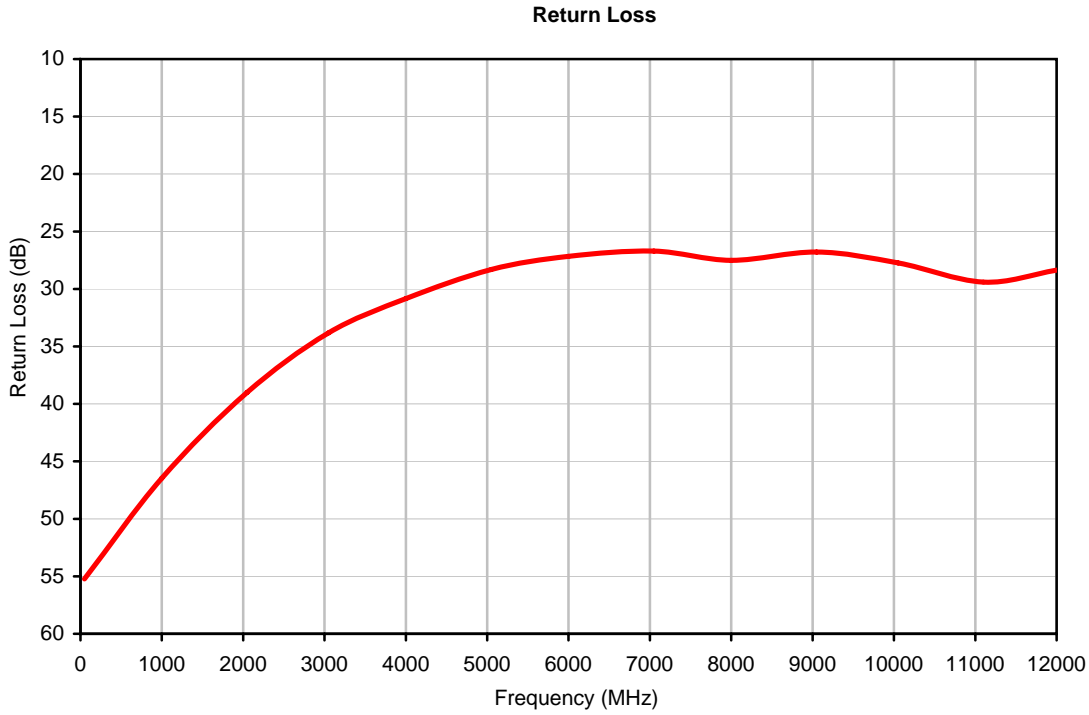
- A. Performance and quality attributes and conditions not expressly stated in this specification document are intended to be excluded and do not form a part of this specification document.
 B. Electrical specifications and performance data contained in this specification document are based on Mini-Circuit's applicable established test performance criteria and measurement instructions.
 C. The parts covered by this specification document are subject to Mini-Circuits standard limited warranty and terms and conditions (collectively, "Standard Terms"); Purchasers of this part are entitled to the rights and benefits contained therein. For a full statement of the Standard Terms and the exclusive rights and remedies thereunder, please visit Mini-Circuits' website at www.minicircuits.com/MCLStore/terms.jsp



Typical Performance Data

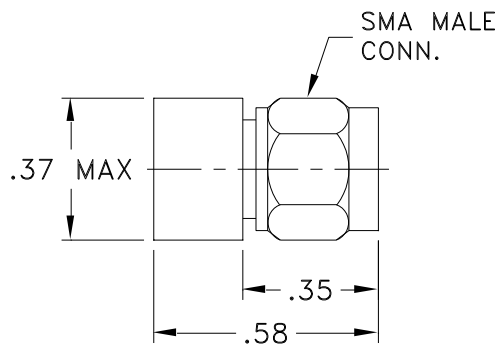
FREQUENCY (MHz)	RETURN LOSS (dB)
50	55.22
1000	46.47
2050	39.00
3050	33.81
4000	30.84
5050	28.31
6000	27.16
7050	26.71
8000	27.51
9050	26.79
10050	27.74
11100	29.40
12000	28.36

Typical Performance Curves

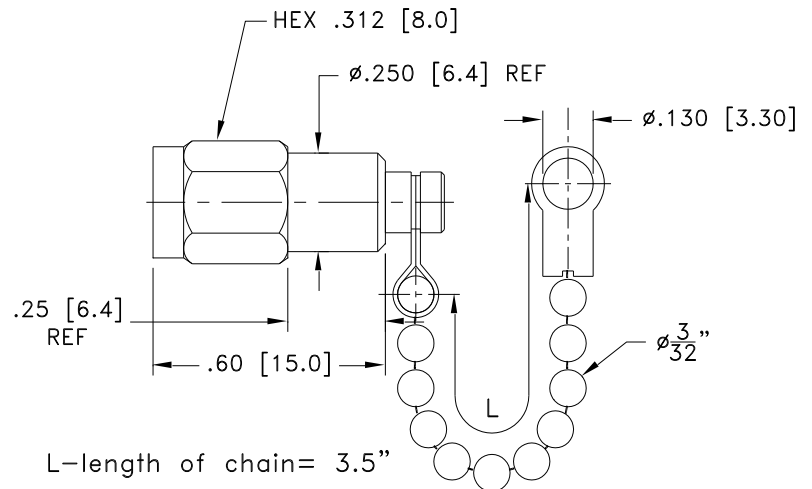


Outline Dimensions

LL561



WITHOUT CHAIN



WITH CHAIN

CASE #	WT GRAMS
LL561	4.0
LL561 WITH CHAIN	5.00

Dimensions are in inches (mm). Tolerances: 2Pl. \pm .03; 3Pl. \pm .015

Notes:

1. Case Material: Brass.
2. Case Finish: Gold plate.
3. For polarity of connector refer individual model data sheet.



P.O. Box 350166, Brooklyn, New York 11235-0003 (718) 934-4500 Fax (718) 332-4661 For detailed performance specs & shopping online see Mini-Circuits web site



The Design Engineers Search Engine Provides ACTUAL Data Instantly From MINI-CIRCUITS At: www.minicircuits.com

RF/IF MICROWAVE COMPONENTS



All Mini-Circuits products are manufactured under exacting quality assurance and control standards, and are capable of meeting published specifications after being subjected to any or all of the following physical and environmental test.

Specification	Test/Inspection Condition	Reference/Spec
Operating Temperature	-55° to 100°C Ambient Environment	Individual Model Data Sheet
Storage Temperature	-55° to 100° C Ambient Environment	Individual Model Data Sheet
Barometric Pressure	100,000 Feet	MIL-STD-202, Method 105, Condition D
Humidity	90% RH, 65°C Units may require bake-out after humidity to restore full performance.	MIL-STD-202, Method 103
Thermal Shock	-65° to 125°C, 5 cycles	MIL-STD-202, Method 107, Condition B
Vibration (High Frequency)	20g peak, 10-2000 Hz, 12 times in each of three perpendicular directions (total 36)	MIL-STD-202, Method 204, Condition D
Mechanical Shock	100g, 6ms sawtooth, 3 shocks each direction 3 axes (total 18)	MIL-STD-202, Method 213, Condition I