

Coaxial SMA Fixed Attenuator

FW-6+

50Ω 1W 6dB DC to 12000 MHz

Maximum Ratings

Operating Temperature	-45°C to 100°C
Storage Temperature	-55°C to 100°C

Permanent damage may occur if any of these limits are exceeded.



Generic photo used for illustration purposes only

CASE STYLE: FF704

Connectors	Model
SMA	FW-6+

+RoHS Compliant

The +Suffix identifies RoHS Compliance. See our web site for RoHS Compliance methodologies and qualifications

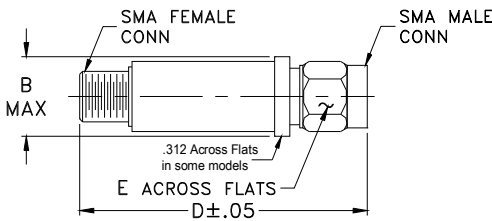
Features

- wideband coverage, DC to 12000 MHz
- 1 watt rating
- rugged unibody construction
- off-the-shelf availability
- very low cost

Applications

- impedance matching
- signal level adjustment

Outline Drawing



Outline Dimensions (inch/mm)

B	D	E	wt
.410	1.43	.312	grams
10.41	36.32	7.92	10.0

Electrical Specifications at 25°C

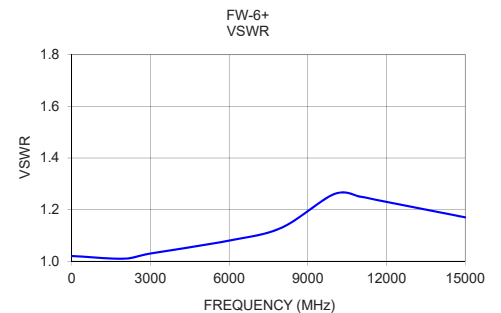
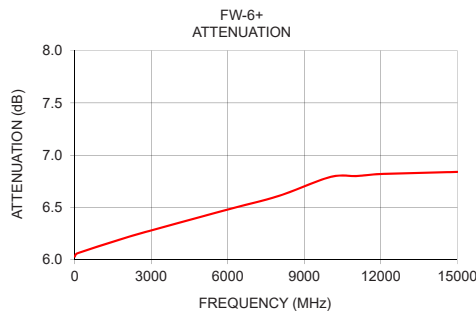
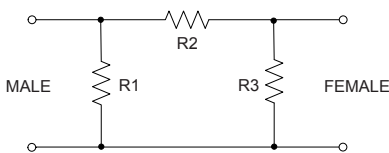
Parameter	Condition (MHz)	Min.	Typ.	Max.	Unit
Frequency Range		DC	—	12000	MHz
Attenuation	10	—	6	—	dB
	DC - 3000	5.6	6.2	6.7	
	3000 - 8000	5.85	6.45	7.1	
	8000 - 12000	6.15	6.8	7.4	
VSWR	DC - 3000	—	1.05	1.20	:1
	3000 - 8000	—	1.15	1.35	
	8000 - 12000	—	1.30	—	
Input Power	DC - 12000	—	—	1.0	W

1. Flatness = variation over band divided by 2.

Typical Performance Data

Frequency (MHz)	Attenuation (dB)	VSWR (:1)
10.00	6.03	1.02
100.00	6.06	1.02
2000.00	6.21	1.01
3000.00	6.28	1.03
6000.00	6.48	1.08
8000.00	6.61	1.13
10000.00	6.79	1.26
11000.00	6.80	1.25
11500.00	6.81	1.24
12000.00	6.82	1.23
15000.00	6.84	1.17

Electrical Schematic



Notes

- Performance and quality attributes and conditions not expressly stated in this specification document are intended to be excluded and do not form a part of this specification document.
- Electrical specifications and performance data contained in this specification document are based on Mini-Circuit's applicable established test performance criteria and measurement instructions.
- The parts covered by this specification document are subject to Mini-Circuits standard limited warranty and terms and conditions (collectively, "Standard Terms"); Purchasers of this part are entitled to the rights and benefits contained therein. For a full statement of the Standard Terms and the exclusive rights and remedies thereunder, please visit Mini-Circuits' website at www.minicircuits.com/WCLStore/terms.jsp

