

Headquarters

Address: 3rd Floor, Building A, Pengzhou Industry park, Fuyuan 1st Road, Fuyong street, Bao'an District, Shenzhen, Guangdong, China

Tel: 86-755-86960323

Fax: 86-755-86960305

Email: linko_01@cnlinko.com



Hongkong

Address: RM1103, HangSeng Mongkok Building, 677

Nathan Road, Mongkok, Kowloon HK

Tel: +86-18923416715

Email: linko_01@cnlinko.com

NED

Address: Jan van der Heydenstraat 76, 2665 JB Bleiswijk (NL)

Tel: +31(0)10 5216255

Fax +31(0)10 5214327

Email: jeanpaul@lumberg.nl



www.cnlinko.com












2019 Version

Product Manual 15th

Professional Manufacturer of Industrial Connectors



CONTENTS

Application Introduction 11-18	
LP series Introduction 19-24	
LP-12/M12 25-30	
LP-16/M16 31-38	
LP-20/M20 39-43	
LP-24/M24 44-46	
LP-28/M28 47	
DH series Introduction 48-51	
DH-20/M20 52-54	
DH-24/M24 55-59	
BD-24/M24 60-64	

YF-24/M24 65-70	
YT-RJ45 71-80	
YM-20/M20 81-84	
YA-20/M20 85-88	
YW series Introduction 89-92	
YW-16/M16 93-94	
YW-20/M20 95-96	
YZ-20/M20 97-100	
YU-USB 101-104	
Wire Harness Customization 105-106	
Product Overview 107-110	



Who Are We?

■ Linko has been focusing on industrial waterproof connectors for 15 years

The company was founded in 2004, is a research and development, production of high-performance connector products, is committed to high-end connectivity solutions enterprises. The company is located in Pengzhou industrial park, Fuyuan 1st road Fuyong street, Baoan district, Shenzhen, covering an area of more than 6000m² advanced automation production equipment, annual production capacity of 6 million sets. The products of the company, with more than 40 patents technology, in 2016 is evaluated "the national high and new technology enterprise". The industry to create a first-class company, powerful experimental measure, has a professional development team, stable and reliable management process, rigorous supply chain management. We can make is the leading industry and the guarantee of the international community.

■ Dynamic Linko Highlights Technology

- We keep our words is our commitment to customer service and guarantee;
- Doing what we say is the premise for linko to be in a leading position in this field and maintain a good and lasting cooperative relationship with customers.
- Guaranteed product quality and complete after-sales service are linko's commitment to customers. Please trust your vision! Companies adhering keeping to the "honesty and credit, quality
- First leading technology, excellence;
- Customer first, timely delivery;
- Full participation and continuous improvement of "quality policy", Passed CQC and UL CE, RoHS, IATF 16949, IP67, ISO9001 certification.

■ Continuous and reliable partner

In this fast growing society, LINKO is committed to sustainable development, creating long-term partnerships and keeping promises. Our success comes from continuous innovation: new, outstanding creation and accurate customer positioning. Over the past decade or so, LINKO products is updating industry standard, and today, as in the past, we are always ready for change. Capture customer needs and forecast market trends. The future of the company is built on past success. LINKO is not only a supplier, but also a reliable partner. LINKO stands for innovation, high quality and sustainable development.

■ Quality - long term added value

High-quality staff, cutting-edge production equipment and standardized production process ensure the best quality of products. LINKO provides all products that meet the requirements of high quality. We have been using superior production materials, a full range of standardized production processes, and improve the process, and continue to adhere to. Because of these, we maintain a high degree of customer satisfaction. The interaction of reliability, creativity and high quality creates tangible benefits for our customers.

■ Innovation is always one step ahead


Our innovation is based on the long-term accumulation of experience, LINKO has been using cutting-edge materials and standardized process, continue to create unique products and solutions, and set new industry standards worldwide. LINKO unremitting efforts in the field of research and development, inspire us to provide more value-added, innovative products in the future.



■ The quality of our products is trustworthy

The quality of Linko's products is trustworthy in the continuous efforts to forge ahead, these are not our highest requirements, we have to protect all product escort. LINKO industrial connectors comply with relevant national and international standards. Due to some special national standards, not every product can accept international certification.

■ Certifications



15 Years Of Development

Market brand in 2018

In March, Launched on Aliexpress.
In July, Launched on EBAY
In November, won a number of national invention patents
In December, through IATF16949 certification

The company was upgraded in 2016

In may, a new and more large-scale plant was officially opened
In November, Won "national high-tech enterprise"
In December, Kingdee ERP went online.

Brand Upgrade in 2013

In August, won the "most innovative potential award of China's electronic equipment"
In November, it passed UL product certification
In December, linko Nanshan business center was established.

Certification system in 2010

In November, it passed the IP67 level test certification
In December, products passed CE, RoHS certification

In 2004

In February, the Company Was Formally Established

Brand market in 2017

In March, the development and focusing on the development of overseas markets
In August, the company's new official website was launched
In December, won a number of national invention patents.

Lean management in 2015

Implement the whole lean value chain management system from January to December
In December, it was certified as a national innovative enterprise
In December, it won the certification of SGS China manufacturing network supplier
In December, he became a member of shenzhen connector industry association

Product upgrading and transformation in 2011

In January, Passed CCC certification
In September, Product upgrade and transformation from the production of aviation box to industrial connector
In November, building the testing laboratory.

Certification system in 2009

In November, the company passed the ISO9001 quality certification system
In December, Preliminary introduction of industrial connector production

Certificates

Through years of efforts, Linko is committed to the connector will be in the international leading level, in the field of industrial connector master the core connection technology,with a number of professional R & d team in the aviation connector has obtained a number of international qualification certification.



High and new technology enterprise



Invention Patents



UL Certification



CQC Certification



ISO9001 Certification



RoHS Certification



TUV Certification



IP67 Certification

Engineering R&D team

Passion makes our technical innovation continuously extended and preciseness makes our product quality more guaranteed.Excellent design teams make your ideas come true.Rigorous engineering development process makes every step into order.The international advanced material supply guarantees the quality of each product.It is our permanent mission to make your products more value-added.

- Innovation Ability
- Design Ability
- Test Verification Ability
- Normation And Collaboration
- Team Work



Engineering Process

Linko can support you in every step of the project



Production

Production

Lean production is our eternal tenet. Continuous improvement we are doing it every single day. Efficient production capacity, so that each order shipped on time. Automation continues every standard. Linko strongly believed that good quality is Adhering to the concept of lean intelligent production, combined with full automation, flexible production and cell production, to meet the production needs of different products.



Delivery Time

From customer requirements to product design and development, LINKO only needs 20 -rigorous process and standard product testing.

Punctual delivery is our commitment to our customers, strict control of the entire supply chain, the implementation of the production process of "Red And Black Single Management", so that customers are satisfied.



Quality

In order to meet the needs of different types of products to achieve fast and effective shipping response. Set up a professional inventory system to meet your shipping needs at least 20,000 sets per day.

Adhere to the principle of "Quality first", implement the whole process of quality monitoring from feeding to discharging, implement CCD and automatic detection, and eliminate mistake.



Cost

We cherish the cooperation with every customer. In order to rationalize the cost of products and continuously improve the whole process, starting from the design, process, material and efficiency, the production cost is optimized.



CNLINKO Part number Guide

Category 1: Waterproof connector

LP	20	C	03	PE	0	1	001	A
①	②	③	④	⑤	⑥	⑦	⑧ ⑨	⑩
① PRODUCT SERIES	LP/DH/BD/YF/YW/YM/YZ/YA/LK							
② INSTALLATION SIZE	12= ϕ 12mm 16= ϕ 16mm 20 = ϕ 20mm 24 = ϕ 24mm 28 = ϕ 28mm							
③ TYPE OF NEEDLE	C=Male pin, J=Female pin, K=Include male and female pin							
④ PIN NO.	01= single pin 02=2 pin 03=3 pin 04=4 pin							
⑤ GENDER	PE=Plug, SX=Socket, PP=In-line connector							
⑥ CONNECTING OF WIRE	0=Soldering 1=Crimping 2=Screwing 3=Riveting							
⑦ SHELL MATERIAL	1=plastic+metal, 2=plastic, 3=metal							
⑧ SPECIAL CODE	0=Plug, 1=Single hole socket, 2=Two-hole flange socket 4=Four-hole flange socket							
⑨ UPDATE CODE	01-99							
⑩ A	Product version							

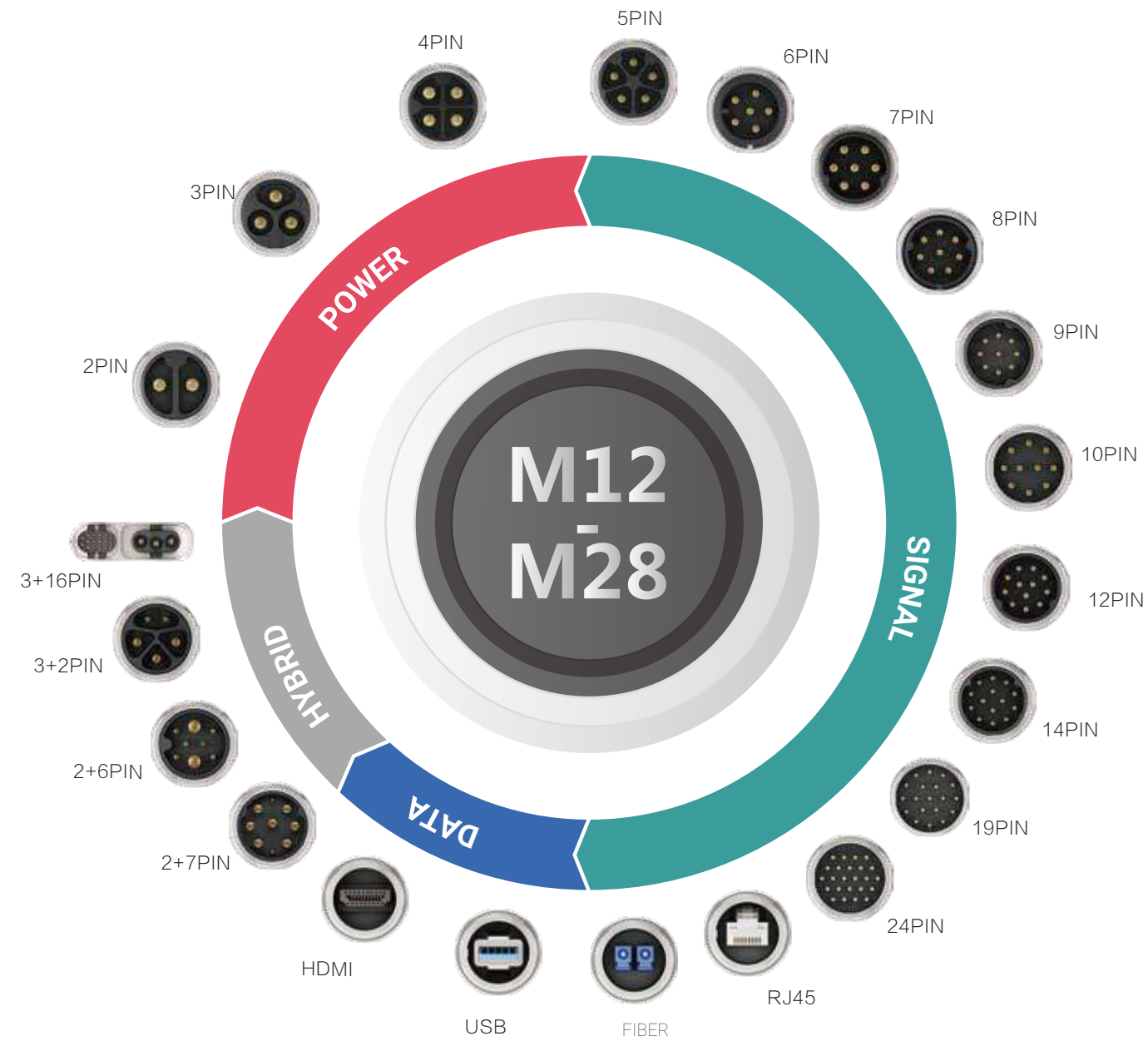
* The encoding is slightly different for reference standard universal data and signal interfaces such as USB HDMI RJ45 optical fibers
For example:

LP	24	C	/USB3A/100/	PE	01	0	01
①	②	③	④	⑤	⑥ ⑦	⑧	⑨
① PRODUCT SERIES	LP/DH/BD						
② INSTALLATION SIZE	12= ϕ 12mm 16= ϕ 16mm 20 = ϕ 20mm 24 = ϕ 24mm.....						
③ TYPE OF NEEDLE	C=Male pin, J=Female pin						
④ GENDER	USB/HDMI/RJ45/FO						
⑤ TYPE OF NEEDLE	PE=Plug, SX=Socket, PP=In-line connector						
⑥ CONNECTING OF WIRE	0=Soldering 1=Crimping 2=Screwing 3=Riveting						
⑦ MATERIAL	1=plastic+metal, 2=plastic, 3=metal						
⑧ SPECIAL CODE	0=plug, 1=Single hole socket, 2=Two-hole flange socket 4=Four-hole flange socket						
⑨ FLOW CODE	01-99						

Category 2: Signal, data connector

YT	RJ45	C PE	10	001
①	②	③ ④	⑤	⑥
① PRODUCT SERIES	YT/YU			
② INTERFACE CATEGORY	USB/RJ45			
③ Male and female	C=Male, J=Female			
④ GENDER	PE=Plug, SX=Socket, PP=In-line connector			
⑤ SERIAL CODE	10			
⑥ FLOW CODE	01-99			

Comprehensive Application Introduction



Application Case Introduction

Application Case Of LED Display

Linko adheres to the concept of providing excellent customer experience and provides customers with innovative products and engineering solutions. Technology-oriented and innovation-driven. In the pursuit of stable and reliable products, at the same time, committed to more aspects to meet the LED display electronic components of higher standards and more stringent requirements, to provide LED display more secure, more intelligent, more stable solutions

Application Equipment: LED Cabinet

Application Products: LP-20, YF-24, YT- RJ45 and so on





Application case of Security Equipment ▼

Visual security information equipment for people's lives to provide a variety of powerful security. The stability of security monitoring system to the connecting equipment, the transmission rate of information, the stability of current become the new equipment to the connector Requirements. Linker electrical connectors through a variety of security detection systems for your equipment to provide a strong connection protection.

Application equipment: computer room monitoring system, information security door, outdoor video monitor
Application products: LP-12, LP-16, LP-20, BD-24, LP-24

Application Case Of New Energy ▲

With the continuous development and progress of new energy industry, new requirements are put forward for connection technology.

Linko provides a variety of innovative equipment connectors for different applications in the new energy industry. These device connectors contain power, data, and signals, and can be installed in a variety of ways.

Application equipment: solar signal lamp, new energy vehicle, solar circuit board, new energy street lamp RV industry , etc

Application Products: LP-16, LP-20, YW-16, LP-28



Application Case Of Electronic Equipment ▼

Linko provides waterproof connectors of different types and different electrical Functions, which are widely used in many kinds of electronic devices, such as M12 M16 and YU-USB. Different shell materials and customizable services offer more connectivity possibilities.

Application equipment: Signal Transmission instrument 、 3D printer8

Application product: LP-16、 LP-20、 YW-16、 LP-28



Application Case Of Automatic Equipment ▲

With the change and development of industry, more and more automation equipments are used in industrial production, more Lean controllable production become the focus of people attention.

Cnlinko designs waterproof connectors of various models for automatic equipment, which provides solutions for industrial automatic equipment connection.

Application equipment: automatic equipment control box

Application product: LP-20、 BD-24、 DH-24、 YU-USB、 YT-RJ45





Application case of communications-equipment ▲

With the 5G times coming,fast communication has become the basic requirements of communication industry equipment.Whether large-scale communication base station Or industrial information transmission system,linko can provide full power , signal, data connection solution for you.The fast,convenient,stable and effective connection mode has been chosen by many equipments.

Application equipment:Signal transceiver
Application product: LP-12、 LP-16、 YT-RJ45、 YW-16

Application Case Of Lighting ▼

From tracing lamp in stages to landscape lights in underwater parks,the lighting connection technique of linko is improving continuously.Whether to create new connection or to enhance connection design,linko is your provider of lighting equipment solutions that provides stable lighting power and signal connection.

Application equipment: Plant growth lighting, city landscape lighting, street lighting and stage spot lighting.
Application product: LP-20、 YW-20、 YA-20、 YM-20



LP Quick Push Pull Locking Waterproof Connector

Cnlinko LP series waterproof connectors have been widely used in various challenging environments and occasions with its high precision, high quality automatic plugging and self-locking devices. Such as audio-visual equipment, medical equipment, industrial control, detection and measurement equipment, AV systems, radio and television and communications industry and so on.

Simple operation, fast and stable link device, challenging outdoor waterproof performance. To meet the environmental protection requirements of industrial equipment in the world while satisfying the quality.



- M12~M28
- IP Protection Class (Mated): IP67

Linko LP series multi-applied connector, Simple operation, fast and stable link device, and its outdoor waterproof property has achieved IP67 IP Protection Class. To meet the environmental protection requirements of industrial equipment in the world while satisfying the quality.

• Series product information:

Series : LP- 12、LP- 16、LP- 20、LP- 24、LP- 28

Hole size: M12、M16、M20、M24、M28

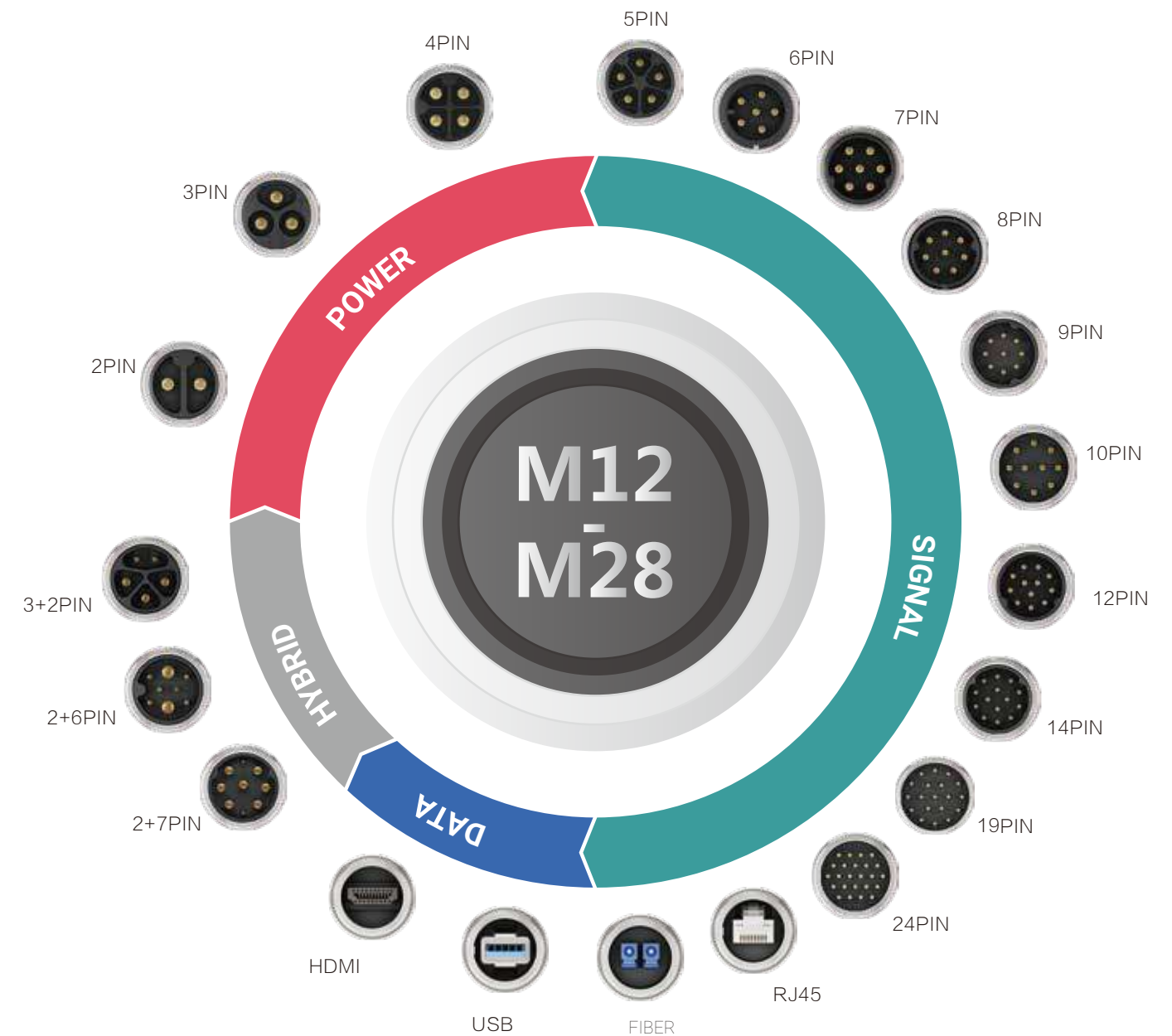
Application type : Multi-core (2、3、4、5、6、7、8、9、10、12、14、19、24pin and customized 3+2、2+6、2+7pin)

Signal (RJ45、Fibre)

Data (USB2.0、USB3.0、HDMI)

Material type: plastic、plastic+metal、metal

• Application Of Graphic



Series information graph

LP-12 series information Graph

Product application type:

Power: 2/3/4/5pin

Signal: 6/7/8pin

The voltage can arrive 250v when the power connection is working, rated current 5A(2~5pin), 3A(6~8pin),the shielded connector can be chosen.

- Multi-core
Cable Range: \varnothing 3.0~ \varnothing 6.0mm

LP-24 series information Graph

Product application type:

Power: 3/4pin

Signal: 10/12/19/24pin、RJ45、Fibre

Data : USB, HDMI

The voltage can arrive 500v when the power connection is working, rated current 25A (3、4pin) , 10A (10、12pin), 5A (19、14pin) , the shielded connector can be chosen.

- Multi-core
Power Cable range: \varnothing 9.0~ \varnothing 14.0mm
- Signal Type
RJ45 Cable Range: \varnothing 5.0~ \varnothing 6.5mm
FIBER Cable Range: \varnothing 5.0~ \varnothing 6.5mm
- Data Type
USB Cable Range: \varnothing 5.0~ \varnothing 6.5mm
HDMI Cable Range: \varnothing 5.0~ \varnothing 6.5 mm

LP-16 series information Graph

Product application type:

Power: 2/3/4pin

Signal: 5/7/8/9pin、RJ45、Fibre

The voltage rating of power supply connection can reach 500V, 10A(2、3、4 cores), 5A(5、7、8、9 cores), the shielded connector can be chosen.

- Multi-core
Cable Range: \varnothing 3.0~ \varnothing 9.0mm

LP-20 series information Graph

Product application type:

Power: 2/3/4pin

Signal: 5/7/9/12/14pin

The voltage can arrive 500v when the power connection is working, rated current 20A(2、3、4pin), 12A(5、7pin), the shielded connector can be chosen.

- Multi-core
Cable Range: \varnothing 5.0~ \varnothing 13.0mm

LP-28 series information Graph

Product application type:

Power: 2/3pin

Signal: 8pin

The rated voltage of power supply connection can reach 500V, rated current 50A(2pin), 35A (3pin) , 15A (8 pin), Shielding connectors are optional.

- Multi-core
Cable Range: \varnothing 13.0~ \varnothing 20.0mm






LP-24 be used in Control Box of Machinery Equipment



- In-line connector



- Ergonomic structural process design, built from a harsh testing environment



- Waterproof ,High temperature resistance and cold resistance.



- Anti-electronic interference, faster transmission, safer, more stable.

Characteristics



Reliable waterproof property

- LP series protection level up to ip67 when mated, for the equipment to provide good electrical protection performance.



Various wiring modes

- LP series waterproof connectors adopts two wiring modes, screwing and soldering (3PIN adopts screwing and soldering at present).



Stable and secure connection

- Use spring button fastening connection, convenient and fast, safe and firm.



Structural Sketch















- Precise structural positioning system ensures the safety and stability of connection performance.







Installation mode















- Linko LP series products are adopting Flange Mounting, Panel Mounting installation mode, can be used in front or rear of the plate connection, but also used the board outside line installation mode.





LP-12 Data Sheet

M12 Power + Signal	Product Series		LP-12																			
	Pin Number		2PIN		3PIN		4PIN		5PIN		6PIN		7PIN		8PIN		9PIN		12PIN		14PIN	
	Section diagram		PIN 	Mounting 	PIN 	Mounting 	PIN 	Mounting 	PIN 	Mounting 	PIN 	Mounting 	PIN 	Mounting 	PIN 	Mounting 	—		—		—	
	Current Rating		5A												3A							
	Voltage Rating		AC 150V												AC 100V							
	Cable range		Ø 3.0~Ø 6.0mm																			
	Wire Gauge		0.34~0.75mm²/22-20AWG										0.25~0.34mm²/24 -22AWG									
	IP Protection Class (Mated)		IP67 (Mated)																			
	Termination		Soldering		Soldering/ Screw Locking		Soldering															

Product Picture	material	Part Number (The bold font is a best-sell products)											
Cable connector	plastic	Male	LP-12-C02PE-02-001	LP-12-C03PE-02-001	LP-12-C04PE-02-001	LP-12-C05PE-02-001	LP-12-C06PE-02-001	LP-12-C07PE-02-001	LP-12-C08PE-02-001	—	—	—	
		Female	LP-12-J02PE-02-001	LP-12-J03PE-02-001	LP-12-J04PE-02-001	LP-12-J05PE-02-001	LP-12-J06PE-02-001	LP-12-J07PE-02-001	LP-12-J08PE-02-001	—	—	—	
In-line Cable connector		Male	LP-12-C02PP-02-001	LP-12-C03PP-02-001	LP-12-C04PP-02-001	LP-12-C05PP-02-001	LP-12-C06PP-02-001	LP-12-C07PP-02-001	LP-12-C08PP-02-001	—	—	—	
		Female	LP-12-J02PP-02-001	LP-12-J03PP-02-001	LP-12-J04PP-02-001	LP-12-J05PP-02-001	LP-12-J06PP-02-001	LP-12-J07PP-02-001	LP-12-J08PP-02-001	—	—	—	
Flange Mounting		Male	LP-12-C02SX-02-401	LP-12-C03SX-02-401	LP-12-C04SX-02-401	LP-12-C05SX-02-401	LP-12-C06SX-02-401	LP-12-C07SX-02-401	LP-12-C08SX-02-401	—	—	—	
		Female	LP-12-J02SX-02-401	LP-12-J03SX-02-401	LP-12-J04SX-02-401	LP-12-J05SX-02-401	LP-12-J06SX-02-401	LP-12-J07SX-02-401	LP-12-J08SX-02-401	—	—	—	
Panel Mounting Rear Locking		Male	LP-12-C02SX-02-101	LP-12-C03SX-02-101	LP-12-C04SX-02-101	LP-12-C05SX-02-101	LP-12-C06SX-02-101	LP-12-C07SX-02-101	LP-12-C08SX-02-101	—	—	—	
		Female	LP-12-J02SX-02-101	LP-12-J03SX-02-101	LP-12-J04SX-02-101	LP-12-J05SX-02-101	LP-12-J06SX-02-101	LP-12-J07SX-02-101	LP-12-J08SX-02-101	—	—	—	

LP-12 Data Sheet

M12 Power + Signal	Product Series		LP-12																					
	Pin Number		2PIN		3PIN		4PIN		5PIN		6PIN		7PIN		8PIN		9PIN		12PIN		14PIN			
	Section diagram		PIN 	Mounting 	PIN 	Mounting 	PIN 	Mounting 	PIN 	Mounting 	PIN 	Mounting 	PIN 	Mounting 	PIN 	Mounting 	—		—		—			
	Current Rating		5A										3A											
	Voltage Rating		AC 125V										AC 100V											
	Cable range		Ø3.0~Ø6.0mm																					
	Wire Gauge		0.34~0.75mm²/22-20AWG										0.25~0.34mm²/24 -22AWG											
	IP Protection Class (Mated)		IP67 (Mated)																					
	Termination		Soldering		Soldering/ Screw Locking		Soldering																	

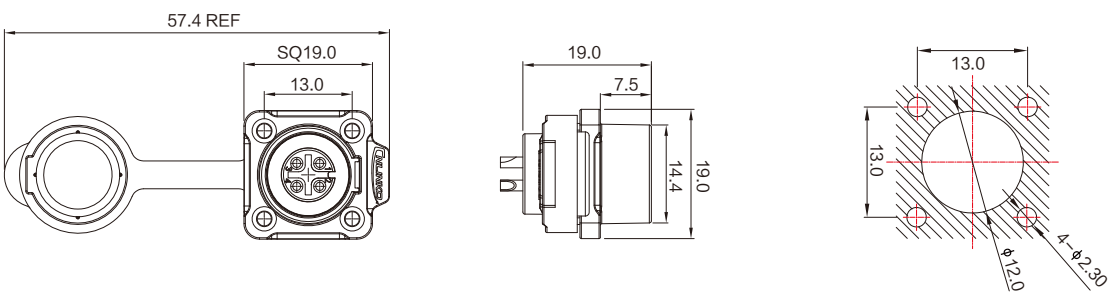
Product Picture	material	Part Number (The bold font is a best-sell products)										
Cable connector		Male	LP-12-C02PE-03-001	LP-12-C03PE-03-001	LP-12-C04PE-03-001	LP-12-C05PE-03-001	LP-12-C06PE-03-001	LP-12-C07PE-03-001	LP-12-C08PE-03-001	—	—	—
		Female	LP-12-J02PE-03-001	LP-12-J03PE-03-001	LP-12-J04PE-03-001	LP-12-J05PE-03-001	LP-12-J06PE-03-001	LP-12-J07PE-03-001	LP-12-J08PE-03-001	—	—	—
In-line Cable connector		Male	LP-12-C02PP-03-001	LP-12-C03PP-03-001	LP-12-C04PP-03-001	LP-12-C05PP-03-001	LP-12-C06PP-03-001	LP-12-C07PP-03-001	LP-12-C08PP-03-001	—	—	—
		Female	LP-12-J02PP-03-001	LP-12-J03PP-03-001	LP-12-J04PP-03-001	LP-12-J05PP-03-001	LP-12-J06PP-03-001	LP-12-J07PP-03-001	LP-12-J08PP-03-001	—	—	—
Flange Mounting	Metal	Male	LP-12-C02SX-03-401	LP-12-C03SX-03-401	LP-12-C04SX-03-401	LP-12-C05SX-03-401	LP-12-C06SX-03-401	LP-12-C07SX-03-401	LP-12-C08SX-03-401	—	—	—
		Female	LP-12-J02SX-03-401	LP-12-J03SX-03-401	LP-12-J04SX-03-401	LP-12-J05SX-03-401	LP-12-J06SX-03-401	LP-12-J07SX-03-401	LP-12-J08SX-03-401	—	—	—
Panel Mounting Rear Locking		Male	LP-12-C02SX-03-101	LP-12-C03SX-03-101	LP-12-C04SX-03-101	LP12-C05SX-03-101	LP12-C06SX-03-101	LP12-C07SX-03-101	LP-12-C08SX-03-101	—	—	—
		Female	LP-12-J02SX-03-101	LP-12-J03SX-03-101	LP-12-J04SX-03-101	LP-12-J05SX-03-101	LP-12-J06SX-03-101	LP-12-J07SX-03-101	LP-12-J08SX-03-101	—	—	—

LP-12 Appearance Dimension

Plastic cable connector



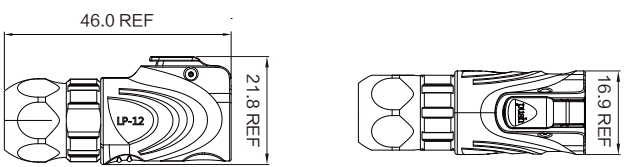
Flange Mounting



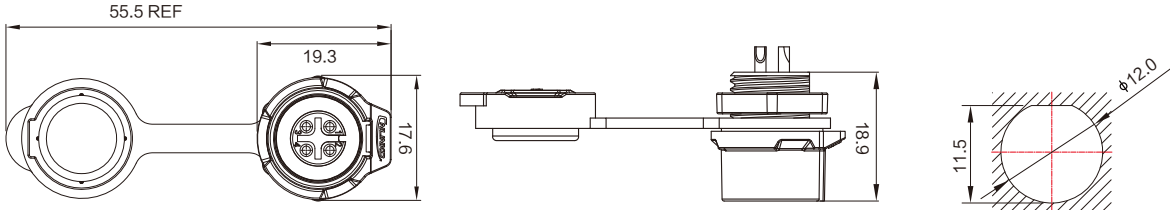
In-line Cable connector























Metal Cable connector























Panel Mounting Rear Locking



















LP-16 Data Sheet






M16 Power + Signal	Product Series		LP-16																			
	Pin Number		2PIN		3PIN		4PIN		5PIN		6PIN		7PIN		8PIN		9PIN		RJ45		FIBER	
	Section diagram		<div><div>PIN</div><div>Mounting</div><div></div><div></div></div>		<div><div>PIN</div><div>Mounting</div><div></div><div></div></div>		<div><div>PIN</div><div>Mounting</div><div></div><div></div></div>		<div><div>PIN</div><div>Mounting</div><div></div><div></div></div>		—		<div><div>PIN</div><div>Mounting</div><div></div><div></div></div>		<div><div>PIN</div><div>Mounting</div><div></div><div></div></div>		<div><div>PIN</div><div>Mounting</div><div></div><div></div></div>		<div></div>		<div></div>	
	Current Rating		10A						5A						—							
	Voltage Rating		AC 400V						AC 250V						—							
	Cable range		Ø3.0~Ø9.0mm										—									
	Wire Gauge		1.0~1.5mm²/18 -16AWG						0.34~0.75mm²/22 - 20AWG						—							
	IP Protection Class (Mated)		IP67 (Mated)																			
	Termination		Soldering																			
Product Picture	material	Part Number (The bold font is a best-sell products)																				
Cable connector	plastic	Male	LP-16-C02PE-02-001	LP-16-C03PE-02-001	LP-16-C04PE-02-001	LP-16-C05PE-02-001	—	LP-16-C07PE-02-001	LP-16-C08PE-02-001	LP-16-C09PE-02-001	—	—										
		Female	LP-16-J02PE-02-001	LP-16-J03PE-02-001	LP-16-J04PE-02-001	LP-16-J05PE-02-001	—	LP-16-J07PE-02-001	LP-16-J08PE-02-001	LP-16-J09PE-02-001	—	—										
In-line Cable connector		Male	LP-16-C02PP-02-001	LP-16-C03PP-02-001	LP-16-C04PP-02-001	LP-16-C05PP-02-001	—	LP-16-C07PP-02-001	LP-16-C08PP-02-001	LP-16-C09PP-02-001	—	—										
		Female	LP-16-J02PP-02-001	LP-16-J03PP-02-001	LP-16-J04PP-02-001	LP-16-J05PP-02-001	—	LP-16-J07PP-02-001	LP-16-J08PP-02-001	LP-16-J09PP-02-001	—	—										
Flange Mounting		Male	LP-16-C02SX-02-401	LP-16-C03SX-02-401	LP-16-C04SX-02-401	LP-16-C05SX-02-401	—	LP-16-C07SX-02-401	LP-16-C08SX-02-401	LP-16-C09SX-02-401	—	—										
		Female	LP-16-J02SX-02-401	LP-16-J03SX-02-401	LP-16-J04SX-02-401	LP-16-J05SX-02-401	—	LP-16-J07SX-02-401	LP-16-J08SX-02-401	LP-16-J09SX-02-401	—	—										
Panel Mounting Rear Locking		Male	LP-16-C02SX-02-101	LP-16-C03SX-02-101	LP-16-C04SX-02-101	LP-16-C05SX-02-101	—	LP-16-C07SX-02-101	LP-16-C08SX-02-101	LP-16-C09SX-02-101	—	—										
		Female	LP-16-J02SX-02-101	LP-16-J03SX-02-101	LP-16-J04SX-02-101	LP-16-J05SX-02-101	—	LP-16-J07SX-02-101	LP-16-J08SX-02-101	LP-16-J09SX-02-101	—	—										

LP-16 Data Sheet

M16 Power + Signal	Product Series		LP-16																			
	Pin Number		2PIN		3PIN		4PIN		5PIN		6PIN		7PIN		8PIN		9PIN		RJ45		FIBER	
	Section diagram		PIN 	Mounting 	PIN 	Mounting 	PIN 	Mounting 	PIN 	Mounting 	—		PIN 	Mounting 	PIN 	Mounting 	PIN 	Mounting 				
	Current Rating		10A						5A						—							
	Voltage Rating		AC 400V						AC 250V						—							
	Cable range		Ø3.0~Ø 9.0mm										—									
	Wire Gauge		1.0~1.5mm²/18 -16AWG						0.34~0.75mm²/22 - 20AWG						—							
	IP Protection Class (Mated)		IP67 (Mated)																			
	Termination		Soldering																			
Product Picture	material	Part Number																				
Cable connector	Plastic + Metal	Male	LP-16-C02PE-01-001	LP-16-C03PE-01-001	LP-16-C04PE-01-001	LP-16-C05PE-01-001			LP-16-C07PE-01-001	LP-16-C08PE-01-001	LP-16-C09PE-01-001	—		—								
		Female	LP-16-J02PE-01-001	LP-16-J03PE-01-001	LP-16-J04PE-01-001	LP-16-J05PE-01-001			LP-16-J07PE-01-001	LP-16-J08PE-01-001	LP-16-J09PE-01-001	—		—								
RJ45		Male											LP-16-C/RJ45/015/PE-42-001		—							
		Female											LP-16-J/RJ45/110/PP-02-001 LP-16-J/RJ45/213/PP-42-001		—							
FIBER		Female													LP-16-C/MTP/016/PE-43-001							
		Male													LP-16-J/MTP/016/SX-43-001							
FIBER Panel Mounting																						
																						

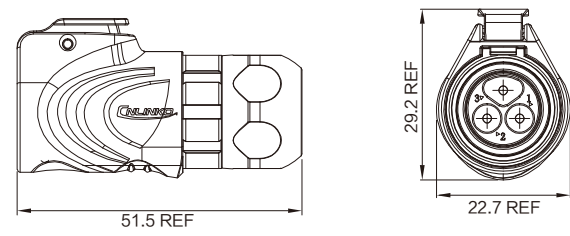
LP-16 Data Sheet

M16 Power + Signal	Product Series		LP-16																			
	Pin Number		2PIN		3PIN		4PIN		5PIN		7PIN		8PIN		9PIN		RJ45		FIBER			
	Section diagram		<div><div>PIN</div><div>Mounting</div><div></div><div></div></div>		<div><div>PIN</div><div>Mounting</div><div></div><div></div></div>		<div><div>PIN</div><div>Mounting</div><div></div><div></div></div>		<div><div>PIN</div><div>Mounting</div><div></div><div></div></div>		—		<div><div>PIN</div><div>Mounting</div><div></div><div></div></div>		<div><div>PIN</div><div>Mounting</div><div></div><div></div></div>		<div><div>PIN</div><div>Mounting</div><div></div><div></div></div>		<div></div>		<div></div>	
	Current Rating		10A				5A										—					
	Voltage Rating		AC 400V				AC 250V										—					
	Cable range		Ø3.0~Ø9.0mm										—									
	Wire Gauge		1.0~1.5mm²/18-16AWG				0.34~0.75mm²/22 - 20AWG										—					
	IP Protection Class (Mated)		IP67 (Mated)																			
	Termination		Soldering																			

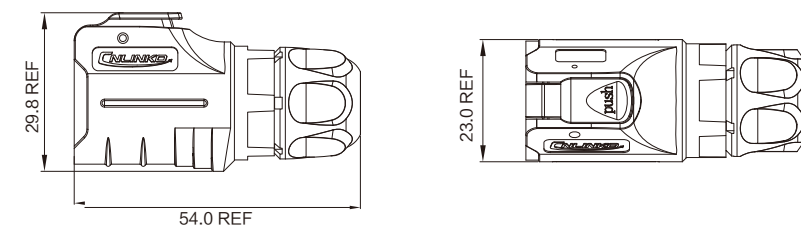
Product Picture	material	Part Number (The bold font is a best-sell products)										
Cable connector	Metal	Male	LP-16-C02PE-03-001	LP16-C03PE-03-001	LP-16-C04PE-03-001	LP-16-C05PE-03-001	—	LP-16-C07PE-03-001	LP-16-C08PE-03-001	LP-16-C09PE-03-001	—	—
		Female	LP-16-J02PE-03-001	LP-16-J03PE-03-001	LP-16-J04PE-03-001	LP-16-J05PE-03-001	—	LP-16-J07PE-03-001	LP-16-J08PE-03-001	LP-16-J09PE-03-001	—	—
In-line Cable connector		Male	LP-16-C02PP-01-001	LP-16-C03PP-01-001	LP-16-C04PP-01-001	LP16-C05PP-01-001	—	LP-16-C07PP-01-001	LP-16-C08PP-01-001	LP-16-C09PP-01-001	—	—
		Female	LP-16-J02PP-01-001	LP-16-J03PP-01-001	LP-16-J04PP-01-001	LP-16-J05PP-01-001	—	LP-16-J07PP-01-001	LP-16-J08PP-01-001	LP-16-J09PP-01-001	—	—
Flange Mounting		Male	LP-16-C02SX-03-401	LP-16-C03SX-03-401	LP-16-C04SX-03-401	LP-16-C05SX-03-401	—	LP-16-C07SX-03-401	LP-16-C08SX-03-401	LP-16-C09SX-03-401	—	—
		Female	LP-16-J02SX-03-401	LP-16-J03SX-03-401	LP-16-J04SX-03-401	LP-16-J05SX-03-401	—	LP-16-J07SX-03-401	LP-16-J08SX-03-401	LP-16-J09SX-03-401	—	—
Panel Mounting Rear Locking		Male	LP-16-C02SX-03-101	LP-16-C03SX-03-101	LP-16-C04SX-03-101	LP16-C05SX-03-101	—	LP-16-C07SX-03-101	LP-16-C08SX-03-101	LP-16-C09SX-03-101	—	—
		Female	LP-16-J02SX-03-101	LP-16-J03SX-03-101	LP-16-J04SX-03-101	LP16-J05SX-03-101	—	LP-16-J07SX-03-101	LP-16-J08SX-03-101	LP-16-J09SX-03-101	—	—
		Male	LP-16-C/RJ45/015/PE-43-001 LP-16-J/RJ45/110/SX-03-201									
		Female	LP-16-J/RJ45/110/SX-02-201 LP-16-J/RJ45/110/SX-02-202									

LP-16 Appearance Dimension

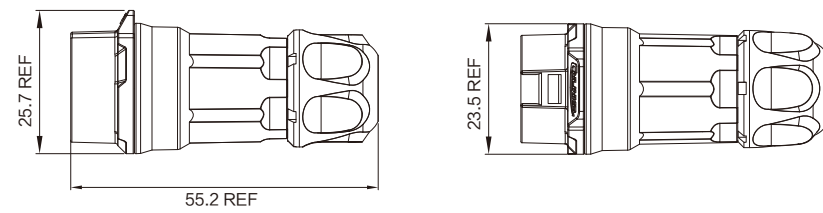
Metal Cable Connector



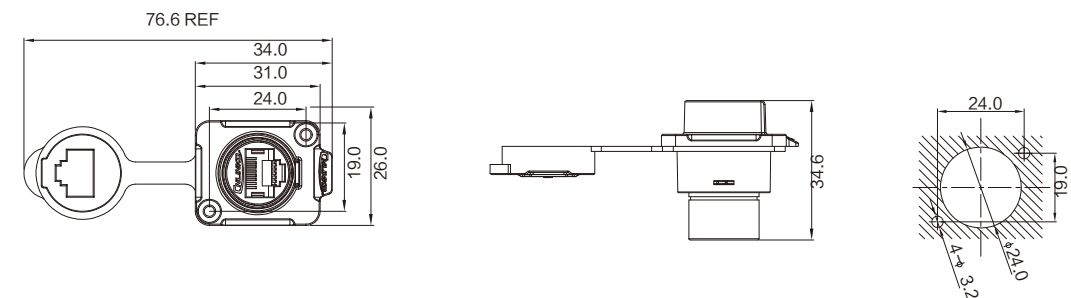
Plastic Cable Connector



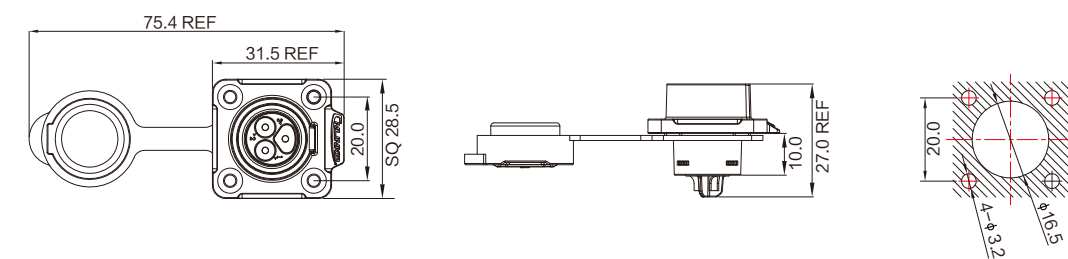
In-line Cable Connector



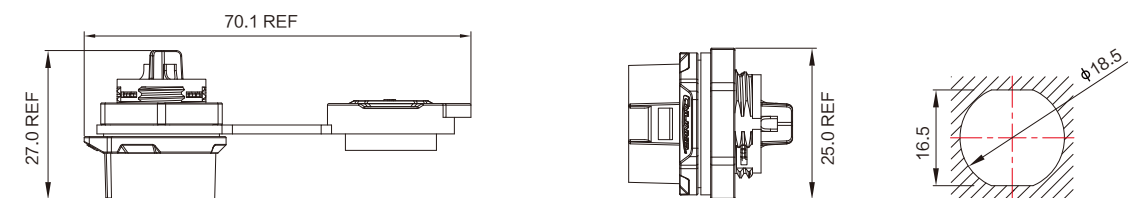
2 Holes Flange Mounting






















4 Holes Flange Mounting

















Panel Mounting Rear Locking



LP-20 Data Sheet

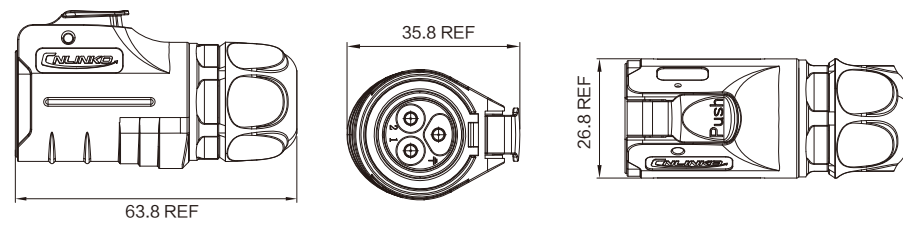
M20 Power + Signal	Product Series		LP-20																			
	Pin Number		2PIN		3PIN		4PIN		5PIN		6PIN		7PIN		8PIN		9PIN		12PIN		14PIN	
	Section diagram		PIN 	Mounting 	PIN 	Mounting 	PIN 	Mounting 	PIN 	Mounting 	—		PIN 	Mounting 	—		PIN 	Mounting 	PIN 	Mounting 	PIN 	Mounting 
	Current Rating		20A						10A						—		5A					
	Voltage Rating		AC 500V						AC 500V						—		AC 250V					
	Cable range		Ø9.0~ Ø13.0mm						Ø7.0~ Ø10.0mm						Ø7.0~ Ø10.0mm							
	Wire Gauge		2.5~4.0mm²/14-12AWG						1.0~1.5mm²/18-16AWG						0.34~0.75mm²/22-20AWG							
	IP Protection Class (Mated)		IP67 (Mated)																			
	Termination		Soldering		Soldering / Screw Locking		Soldering															
Product Picture		material Part Numbe (The bold font is a best-sell products)																				
Cable connector		Plastic / Metal	Male	LP-20-C02PE-01-001A	LP-20-C03PE-01-001A	LP-20-C04PE-01-001A	LP-20-C05PE-01-001A	—		LP-20-C07PE-01-001A	—	LP-20-C09PE-01-001A	LP-20-C12PE-01-001A	LP-20-C14PE-01-001A								
			Female	LP-20-J02PE-01-001A	LP-20-J03PE-01-001A	LP-20-J04PE-01-001A	LP-20-J05PE-01-001A	—		LP-20-J07PE-01-001A	—	LP-20-J09PE-01-001A	LP-20-J12PE-01-001A	LP-20-J14PE-01-001A								
In-line Cable connector			Male	LP-20-C02PP-01-001A	LP-20-C03PP-01-001A	LP-20-C04PP-01-001A	LP-20-C05PP-01-001A	—		LP-20-C07PP-01-001A	—	LP-20-C09PP-01-001A	LP-20-C12PP-01-001A	LP-20-C14PP-01-001A								
			Female	LP-20-J02PP-01-001A	LP-20-J03PP-01-001A	LP-20-J04PP-01-001A	LP-20-J05PP-01-001A	—		LP-20-J07PP-01-001A	—	LP-20-J09PP-01-001A	LP-20-J12PP-01-001A	LP-20-J14PP-01-000								
4 Holes Flange Mounting			Male	LP-20-C02SX-03-401A	LP-20-C03SX-03-401A	LP-20-C04SX-03-401A	LP-20-C05SX-03-401A	—		LP-20-C07SX-03-401A	—	LP-20-C09SX-03-401A	LP-20-C12SX-03-401A	LP-20-C14SX-03-401A								
			Female	LP-20-J02SX-03-401A	LP-20-J03SX-03-401A	LP-20-J04SX-03-401A	LP-20-J05SX-03-401A	—		LP-20-J07SX-03-401A	—	LP-20-J09SX-03-401A	LP-20-J12SX-03-401A	LP-20-J14SX-03-401A								
2 Holes Flange Mounting			Male	LP-20-C02SX-03-201A	LP-20-C03SX-03-201A	LP-20-C04SX-03-201A	LP-20-C05SX-03-201A	—		LP-20-C07SX-03-201A	—	LP-20-C09SX-03-201A	LP-20-C12SX-03-201A	LP-20-C14SX-03-201A								
			Female	LP-20-J02SX-03-201A	LP-20-J03SX-03-201A	LP-20-J04SX-03-201A	LP-20-J05SX-03-201A	—		LP-20-J07SX-03-201A	—	LP-20-J09SX-03-201A	LP-20-J12SX-03-201A	LP-20-J14SX-03-201A								
Panel Mounting Rear Locking			Male	LP-20-C02SX-03-101A	LP-20-C03SX-03-101A	LP-20-C04SX-03-101A	LP-20-C05SX-03-101A	—		LP-20-C07SX-03-101A	—	LP-20-C09SX-03-101A	LP-20-C12SX-03-101A	LP-20-C14SX-03-101A								
			Female	LP-20-J02SX-03-101A	LP-20-J03SX-03-101A	LP-20-J04SX-03-101A	LP-20-J05SX-03-101A	—		LP-20-J07SX-03-101A	—	LP-20-J09SX-03-101A	LP-20-J12SX-03-101A	LP-20-J14SX-03-101A								

LP-20 Data Sheet

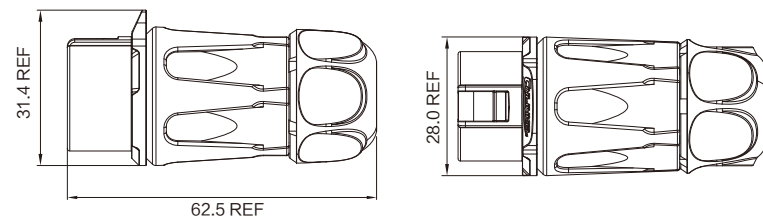
M20 Power + Signal	Product Series		LP-20																			
	Pin Number		2PIN		3PIN		4PIN		5PIN		6PIN		7PIN		8PIN		9PIN		12PIN		14PIN	
	Section diagram		PIN 	Mounting 	PIN 	Mounting 	PIN 	Mounting 	PIN 	Mounting 	—		PIN 	Mounting 	—		PIN 	Mounting 	PIN 	Mounting 	PIN 	Mounting 
	Current Rating		20A						10A						—		5A					
	Voltage Rating		AC 500V						AC 500V						—		AC 250V					
	Cable range		Ø9.0~ Ø13.0mm						Ø7.0~ Ø10.0mm						Ø7.0~ Ø10.0mm							
	Wire Gauge		2.5~4.0mm²/14 -12AWG						1.0~1.5mm²/16AWG						0.34~0.75mm²/22-20AWG							
	IP Protection Class (Mated)		IP67 (Mated)																			
	Termination		Soldering		Soldering/ Screw Locking		Soldering															
Product Picture	material	Part Number																				
Plastic Cable connector	Plastic / Metal	Male	LP-20-C02PE-02-001A	LP-20-C03PE-02-001A	LP-20-C04PE-02-001A	LP-20-C05PE-02-001A	—		LP-20-C07PE-02-001A	—		LP-20-C09PE-02-001A	LP-20-C12PE-02-001A	LP-20-C14PE-02-001A								
In-line Cable connector		Female	LP-20-J02PP-02-001A	LP-20-J03PP-02-001A	LP-20-J04PP-02-001A	LP-20-J05PP-02-001A	—		LP-20-J07PP-02-001A	—		LP-20-J09PP-02-001A	LP-20-J12PP-02-001A	LP-20-J14PP-02-001A								
Panel Mounting Rear Locking		Female	LP-20-J02SX-02-101A	LP-20-J03SX-02-101A	LP-20-J04SX-02-101A	LP-20-J05SX-02-101A	—		LP-20-J07SX-02-101A	—		LP-20-J09SX-02-101A	LP-20-J12SX-02-101A	LP-20-J14SX-02-101A								
Metal Cable connector		Male	LP-20-C02PE-03-001A	LP-20-C03PE-03-001A	LP-20-C04PE-03-001A	LP-20-C05PE-03-001A	—		LP-20-C07PE-03-001A	—		LP-20-C09PE-03-001A	LP-20-C12PE-03-001A	LP-20-C14PE-03-001A								
		Female	LP-20-J02PE-03-001A	LP-20-J03PE-03-001A	LP-20-J04PE-03-001A	LP-20-J05PE-03-001A	—		LP-20-J07PE-03-001A	—		LP-20-J09PE-03-001A	LP-20-J12PE-03-001A	LP-20-J14PE-03-001A								

LP-20 Appearance Dimension

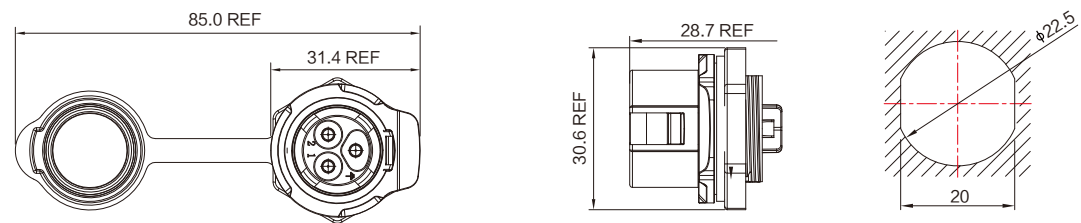
Plastic Cable connector



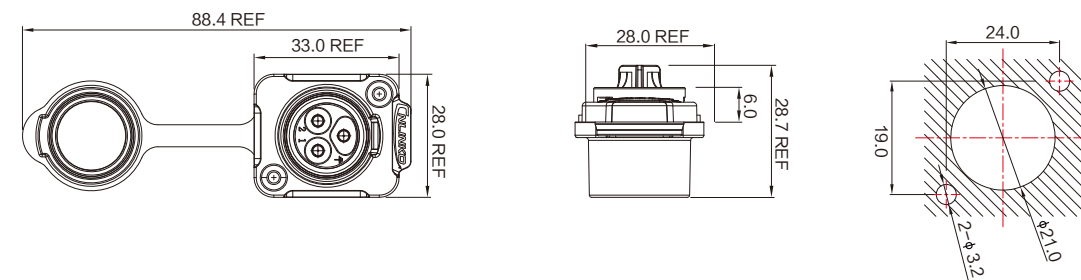
In-line Cable connector



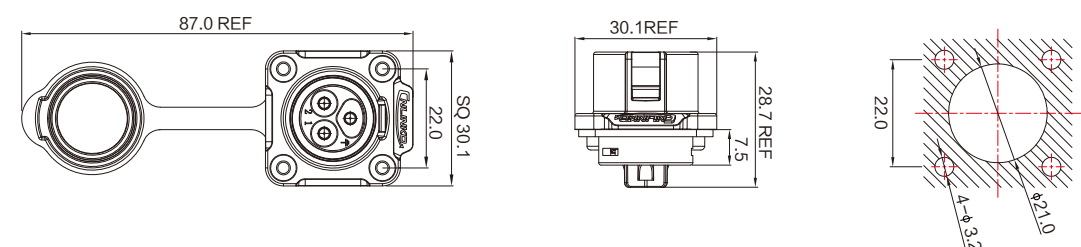
Panel Mounting Rear Locking



2 Holes Flange Mounting

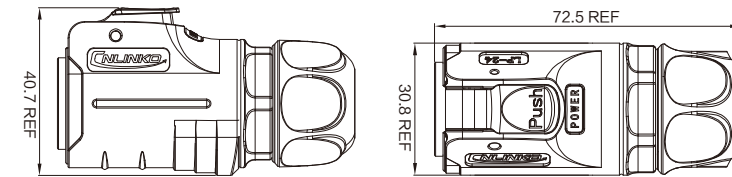


4 Holes Flange Mounting

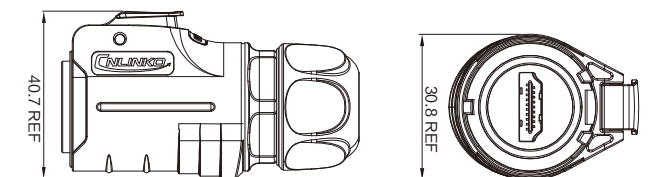


LP-24 Appearance Dimension

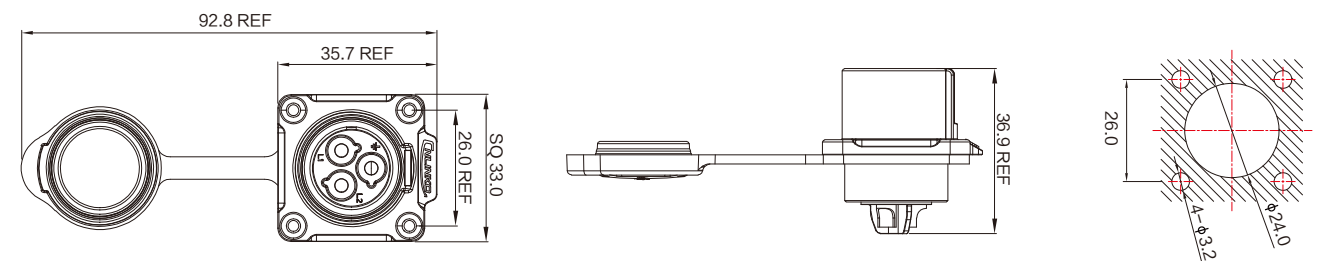
Plastic Cable connector



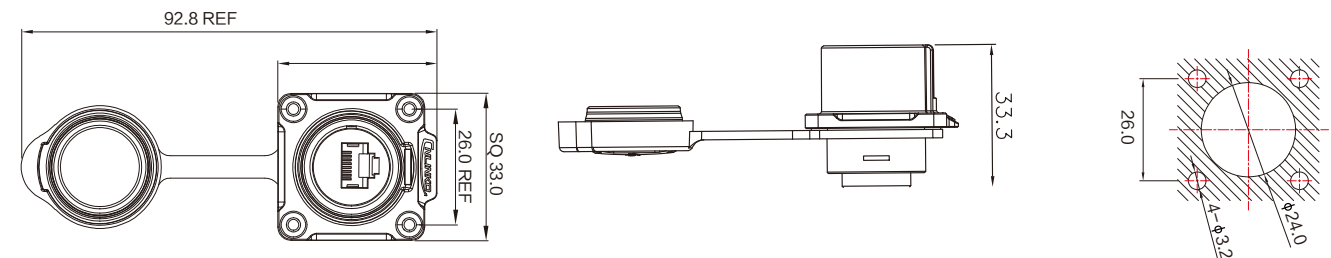
HDMI Cable connector



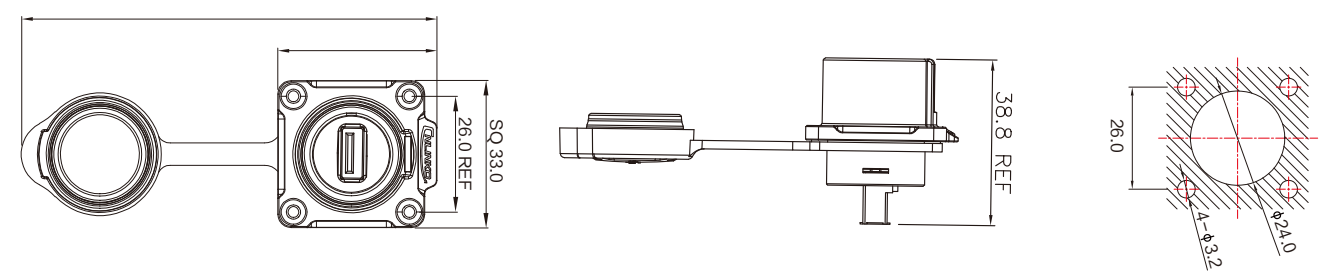
Power Flange Panel Mounting



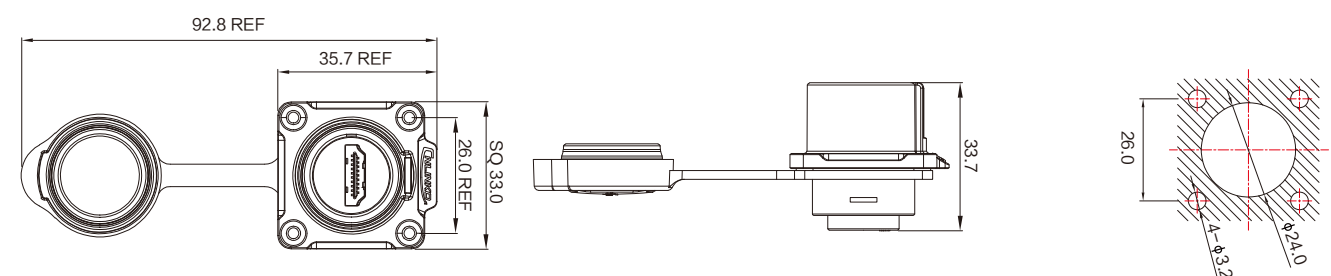
RJ45 Flange Panel Mounting

























USB Flange Panel Mounting



HDMI Flange Panel Mounting





LP-24 Data Sheet

M24 Power + Signal	Product Series		LP-24																	
	Pin Number		3PIN		4PIN		10PIN		12PIN		19PIN		24PIN		RJ45	HDMI	USB	FIBER		
	Section diagram		PIN 	Mounting 	PIN 	Mounting 	PIN 	Mounting 	PIN 	Mounting 	PIN 	Mounting 	PIN 	Mounting 						
	Current Rating		25A				10A				5A				—		—			
	Voltage Rating		AC 500V				AC 400V				AC 250V				—		—			
	Cable range		Ø 9.0~Ø 14.0mm														Ø 5.0~Ø 6.5mm		—	
	Wire Gauge		2.5~4.0mm²/14 -12AWG				1.0~1.5mm²/18 -16AWG				0.34~0.75mm²/22 - 20AWG				26-24AWG				—	
	IP Protection Class (Mated)		IP67 (Mated)																	
	Termination		Soldering																	
Product Picture	material	Part Numberr (The bold font is a best-sell products)																		
Power Cable connector	Plastic + Metal	Male	LP-24-C03PE-01-001	LP-24-C04PE-01-001	LP-24-C10PE-01-001	LP-24-C12PE-01-001	LP-24-C19PE-01-001	LP-24-C24PE-01-001	—	—	—	—								
		Female	LP-24-J03PE-01-001	LP-24-J04PE-01-001	LP-24-J10PE-01-001	LP-24-J12PE-01-001	LP-24-J19PE-01-001	LP-24-J24PE-01-001												
Flange Mounting		Male	LP-24-C03SX-03-401	LP-24-C04SX-03-401	LP-24-C10SX-03-401	LP-24-C12SX-03-401	LP-24-C19SX-03-401	LP-24-C24SX-03-401	—	—	—	—								
		Female	LP-24-J03SX-03-401	LP-24-J04SX-03-401	LP-24-J10SX-03-401	LP-24-J12SX-03-401	LP-24-J19SX-03-401	LP-24-J24SX-03-401												
RJ45 Cable connector		Male									LP-24-C/RJ45/015/PE-41-001	—	—	—						
		Female									LP-24-J/RJ45/213/SX-43-401	—	—	—						
HDMI Cable connector		Male											LP-24-C/HDMI2/115/PE-41-001	—	—					
		Female											LP-24-J/HDMI2/213/SX-43-401	—	—					
USB Cable connector		Male													LP-24-C/USB3/016/PE-41-001	—				
		Female													LP-24-J/USB3/213/SX-43-401	—				
FIBER Cable connector		Male																LP-24-C/LC/016/PE-41-001		
		Female																LP-24-J/LC/213/SX-43-401		

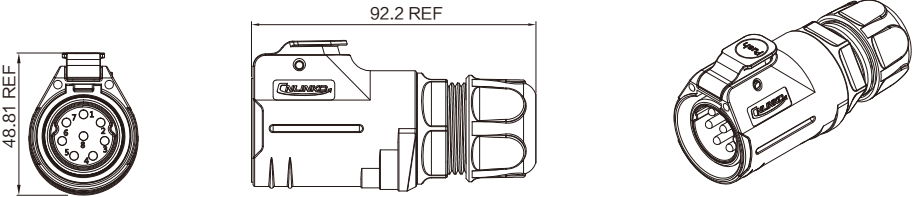
LP-24

LP-28 Data Sheet

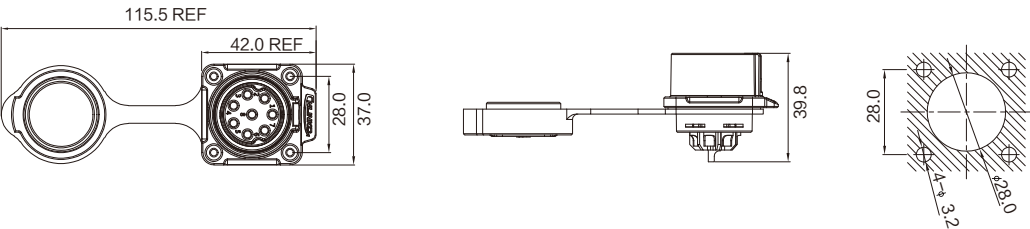
M28 Power + Signal	Product Series		LP-28					
	Pin Number		2PIN		3PIN		8PIN	
	Section diagram		PIN Mounting		PIN Mounting		PIN Mounting	
								
	Current Rating		50A		35A		15A	
	Voltage Rating		AC 500V				AC 500V	
	Cable range		Ø18.0~Ø 20.0mm				Ø13.0~Ø15.0mm	
	Wire Gauge		13mm²-/6AWG		8mm²-/8AWG		2.5mm²-4.0mm²	
	IP Protection Class (Mated)		IP67 (Mated)					
	Termination		Screw Locking				Soldering	
Product Picture		material	Part Number					
Cable connector		Plastic + Metal	Male	LP-28-C02PE-21-001	LP-28-C03PE-21-001		LP-28-C08PE-01-001	
Flange Mounting			Female	LP-28-J02SX-23-401	LP-28-J03SX-23-401		LP-28-J08SX-03-401	
								
								

Appearance Dimension

Cable connector



Power Flange Panel Mounting



DH Series Waterproof Metal Circular Connector

DH (M20, M24) waterproof connector made of metal shell, the overall use of a unique spring connection, rotary locking connection. Precision internal construction, firm . The solid metal shell structure provides safe and stable connection and transmission performance, and ensures the stability of electrical performance of the equipment in use..



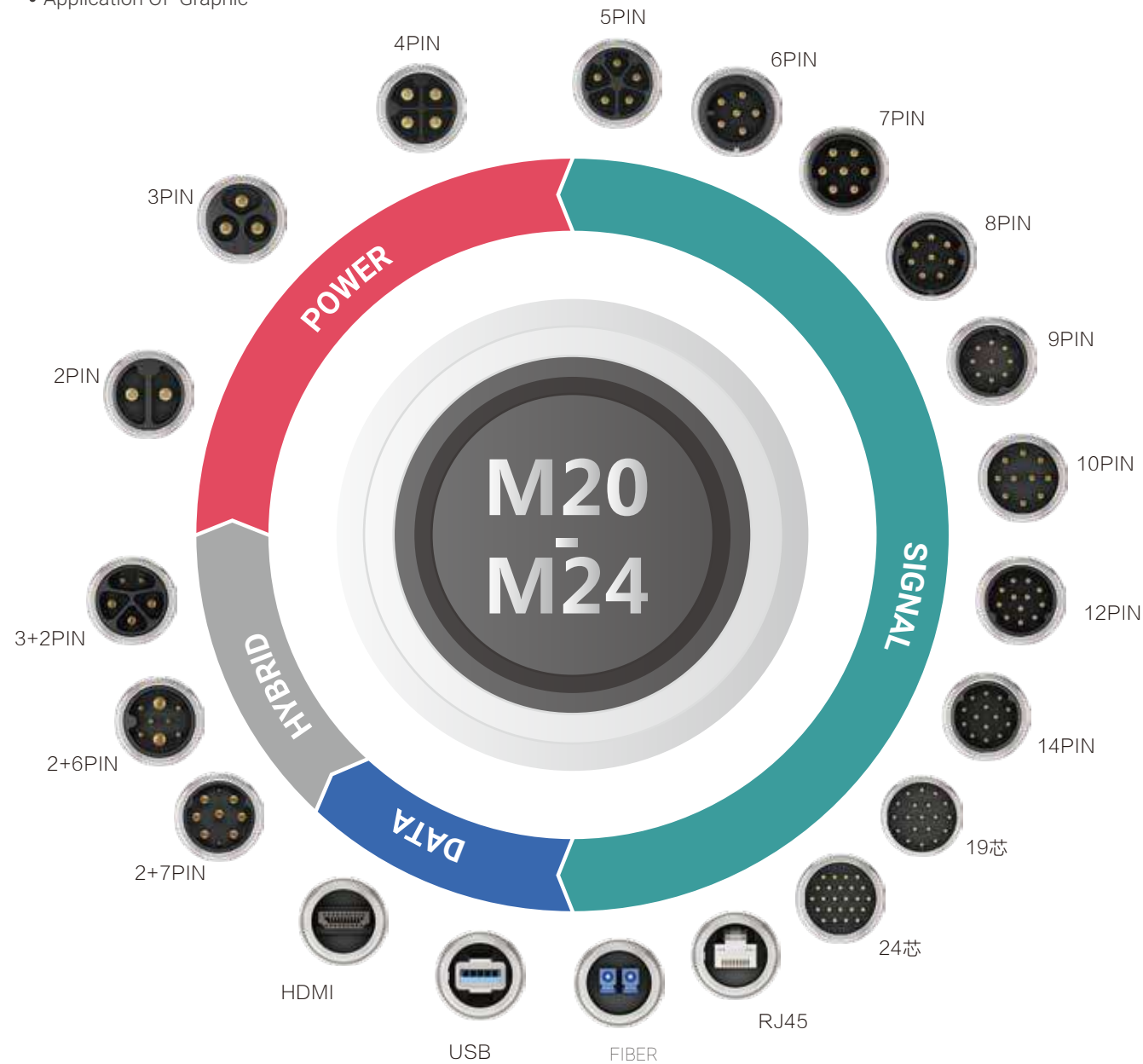
DH serials waterproof connector application

DH series waterproof connector,with the characteristics of firmness, precision and stable electrical performance ,and be used in various mechanical equipment ,such as medical equipment ,robot and unmanned aerial vehicles.

DH series connectors are precise and strong, providing power supply, signal and data connection solutions for many mechanical devices.Suitable for front and rear plate installation equipment ,can also be used for outside system equipment.

- DH series product information
 - DH series coding: DH-20 、 DH-24
 - opening size: M20、 M24
 - Multi-pins : 2/3/4/5/6/7/9/10/12/19/24 and customized 3+2 2+6 2+7 ,etc.
 - Signal (RJ45, Optic Fiber)
 - Data: (USB2.0 、 USB3.0、 HDMI)
 - Material type: Materials Metal

- Application Of Graphic



DH20 Information Summary

Product Application:
 Power: 2/3/4/5pin
 Signal: 7/8/9/12/14pin
 The voltage can arrive500v when the power connection is working, rated current 20A (2~4pin)12A(5、 7pin),5A(9、 12、 14pin),the shielded connector can be chosen.

- Multi-core
 Cable Range: ϕ 5.0~ ϕ 13.0mm

DH24 Information Summary

Product Application:
 Power: 3/4/5pin
 Signal: 7/8/9/12//10/19/24pin、 RJ45、 FIBRE
 Data: USB、 HDMI
 The voltage can arrive 500v when the power connection is working, rated current 22A(3、 4pin),10A (10、 12pin),5A(19、 14pin) ,the shielded connector can be chosen.

- Multi-core
 Power Cable range: ϕ 10.0~ ϕ 14.0mm
- Signal Type
 RJ45 Cable Range: ϕ 5.0~ ϕ 6.5mm
 FIBRE Cable Range: ϕ 5.0~ ϕ 6.5mm
- Data Type
 USB Cable Range: ϕ 5.0~ ϕ 6.5mm
 HDMI Cable Range: ϕ 5.0~ ϕ 6.5mm



Characteristics



- Four kinds of bright colors can effectively distinguish power , signal, optical fiber and data to meet different needs.



- Alloy metal shell, layer upon layer process structure.



- Bayonet connection, safety and stability



- Gold-plated copper needle, all-metal shell, wear-resistant, anti-corrosive, waterproof and dust proof.



Termination

- DH serials is with welding termination

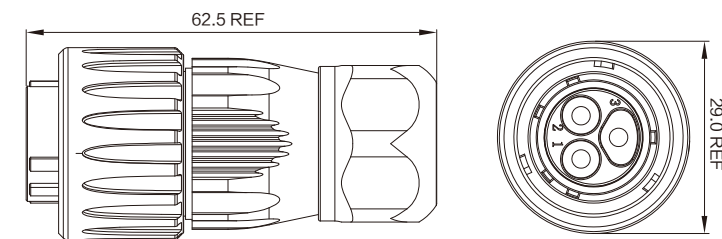


Stable and Safety connection

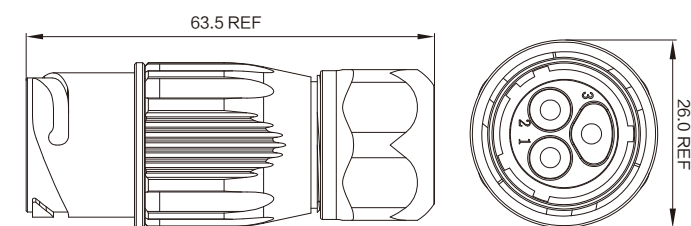
- Stable and Safety connection
Military three - point screw lock connection, safe and stable.
- Different Installation Options

DH20 Appearance Dimension

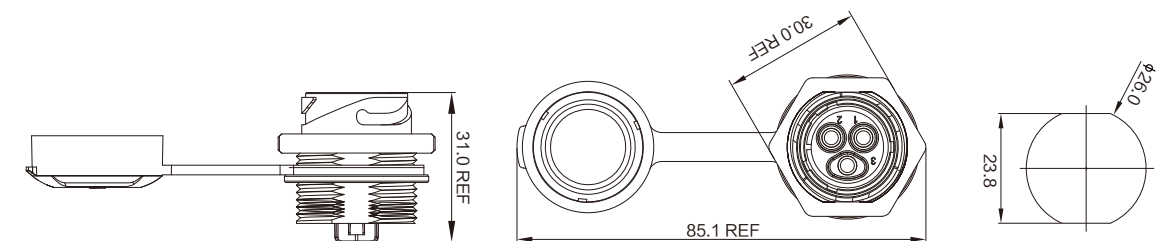
Cable connector



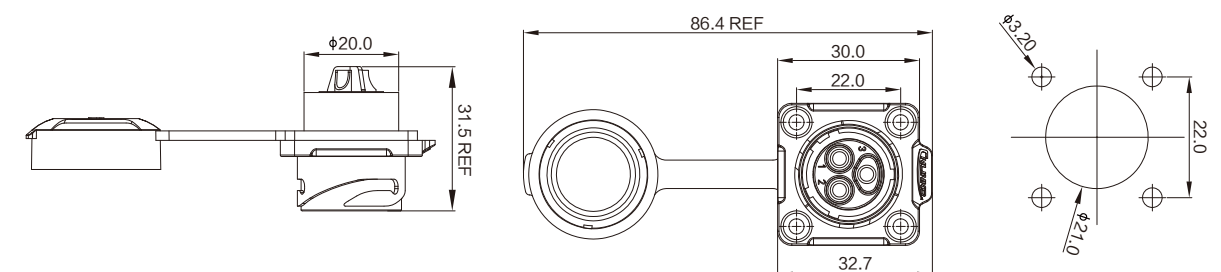
In-line Cable connector



















Panel Mounting Rear Locking








Flange Mounting


















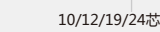

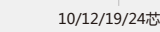




DH-20 Data Sheet

M20 Power + Signal	Product Series		DH-20																			
	Pin Number		2PIN		3PIN		4PIN		5PIN		6PIN		7PIN		8PIN		9PIN		12PIN		14PIN	
	Section diagram		PIN 	Mounting 	PIN 	Mounting 	PIN 	Mounting 	PIN 	Mounting 	—		PIN 	Mounting 	—		PIN 	Mounting 	PIN 	Mounting 	PIN 	Mounting 
	Current Rating		20A						10A						5A							
	Voltage Rating		AC 500V						AC 500V						AC 250V							
	Cable range		Ø9.0~Ø13.0mm						Ø7.0~Ø10.0mm						Ø5.0~Ø6.5mm							
	Wire Gauge		2.5~4.0mm²/14~12AWG						1.0~1.5mm²/16AWG						0.34~0.75mm²/22~20AWG							
	IP Protection Class (Mated)		IP67 (Mated)																			
	Termination		Soldering		Soldering/ Screw Locking		Soldering															


















Product Picture	material	Part Number													
Cable connector	Metal	Male	DH-20-C02PE-03-001A	DH-20-C03PE-03-001A	DH-20-C04PE-03-001A	DH-20-C05PE-03-001A	—		DH-20-C07PE-03-001A	—		DH-20-C09PE-03-001A	DH-20-C12PE-03-001A	DH-20-C14PE-03-001A	
		Female	DH-20-J02PE-03-001A	DH-20-J03PE-03-001A	DH-20-J04PE-03-001A	DH-20-J05PE-03-001A	—		DH-20-J07PE-03-001A	—		DH-20-J09PE-03-001A	DH-20-J12PE-03-001A	DH-20-J14PE-03-001A	
In-line Cable connector		Male	DH-20-C02PP-03-001A	DH-20-C03PP-03-001A	DH-20-C04PP-03-001A	DH-20-C05PP-03-001A			DH-20-C07PP-03-001A			DH-20-C09PP-03-001A	DH-20-C12PP-03-001A	DH-20-C14PP-03-001A	
		Female	DH-20-J02PP-03-001A	DH-20-J03PP-03-001A	DH-20-J04PP-03-001A	DH-20-J05PP-03-001A	—		DH-20-J07PP-03-001A	—		DH-20-J09PP-03-001A	DH-20-J12PP-03-001A	DH-20-J14PP-03-001A	
Flange Mounting		Male	DH-20-C02SX-03-401A	DH-20-C03SX-03-401A	DH-20-C04SX-03-401A	DH-20-C05SX-03-401A	—		DH-20-C07SX-03-401A	—		DH-20-C09SX-03-401A	DH-20-C12SX-03-401A	DH-20-C14SX-03-401A	
		Female	DH-20-J02SX-03-401A	DH-20-J03SX-03-401A	DH-20-J04SX-03-401A	DH-20-J05SX-03-401A	—		DH-20-J07SX-03-401A	—		DH-20-J09SX-03-401A	DH-20-J12SX-03-401A	DH-20-J14SX-03-401A	
Flange Mounting with Metal chain		Male	DH-20-C02SX-03-402A	DH-20-C03SX-03-402A	DH-20-C04SX-03-402A	DH-20-C05SX-03-402A	—		DH-20-C07SX-03-402A	—		DH-20-C09SX-03-402A	DH-20-C12SX-03-402A	DH-20-C14SX-03-402A	
		Female	DH-20-J02SX-03-402A	DH-20-J03SX-03-402A	DH-20-J04SX-03-402A	DH-20-J05SX-03-402A	—		DH-20-J07SX-03-402A	—		DH-20-J09SX-03-402A	DH-20-J12SX-03-402A	DH-20-J14SX-03-402A	
Panel Mounting Rear Locking		Male	DH-20-C02SX-03-101A	DH-20-C03SX-03-101A	DH-20-C04SX-03-101A	DH-20-C05SX-03-101A	—		DH2-0-C07SX-03-101A	—		DH-20-C09SX-03-101A	DH-20-C12SX-03-101A	DH-20-C14SX-03-101A	
		Female	DH-20-J02SX-03-101A	DH-20-J03SX-03-101A	DH-20-J04SX-03-101A	DH-20-J05SX-03-101A	—		DH-20-J07SX-03-101A	—		DH-20-J09SX-03-101A	DH-20-J12SX-03-101A	DH-20-J14SX-03-101A	

DH-24 Data Sheet

M24 Power + Signal	Product Series		DH-24																
	Pin Number		3PIN		4PIN		10PIN		12PIN		19PIN		24PIN		RJ45	HDMI	USB	FIBER	
	Section diagram		<div>PIN</div> 	<div>Mounting</div> 	<div>PIN</div> 	<div>Mounting</div> 	<div>PIN</div> 	<div>Mounting</div> 	<div>PIN</div> 	<div>Mounting</div> 	<div>PIN</div> 	<div>Mounting</div> 	<div>PIN</div> 	<div>Mounting</div> 					
	Current Rating		25A				10A				5A				—				—
	Voltage Rating		AC 500V				AC 400V				AC 250V				—				—
	Cable range		Ø10.0~Ø14.0mm				Ø10.0~Ø13.0mm				Ø8.0~Ø14.0mm				Ø5.0~Ø6.5mm				
	Wire Gauge		2.5~4.0mm²/14 -12AWG				1.0~1.5mm²/18 -16AWG				0.15~0.2mm²/26 -24AWG				26-24AWG				—
	IP Protection Class (Mated)		IP67 (Mated)																
	Termination		Soldering																

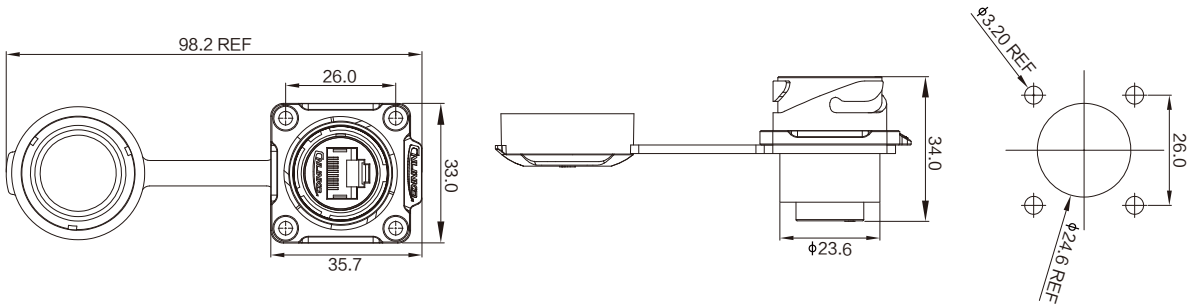
Product Picture	material	Part Number (The bold font is a best-sell products)												
Cable connector	Metal	Male	DH-24-C03PE-03-001	DH-24-C04PE-03-001	DH-24-C10PE-03-001	DH-24-C12PE-03-001	DH-24-C19PE-03-001	DH-24-C24PE-03-001	—	—	—	—		
 3/4芯		Female	DH-24-J03PE-03-001	DH-24-J04PE-03-001	DH-24-J10PE-03-001	DH-24-J12PE-03-001	DH-24-J19PE-03-001	DH-24-J24PE-03-001	—	—	—	—		
 10/12/19/24芯		Female	DH-24-J03PP-03-001	DH-24-J04PP-03-001	DH-24-J10PP-03-001	DH-24-J12PP-03-001	DH-24-J19PP-03-001	DH-24-C24PP-03-001	—	—	—	—		
In-line Cable connector			 3/4芯	 10/12/19/24芯	Male	DH-24-C03SX-03-401	DH-24-C04SX-03-401	DH-24-C10SX-03-401	DH-24-C12SX-03-401	DH-24-C19SX-03-401	DH-24-C24SX-03-401	—	—	—
Flange Mounting		 3/4芯	 10/12/19/24芯	Female		DH-24-J03SX-03-401	DH-24-J04SX-03-401	DH-24-J10SX-03-401	DH-24-J12SX-03-401	DH-24-J19SX-03-401	DH-24-J24SX-03-401			
Panel Mounting Rear Locking		Male	DH-24-C03SX-03-101	DH-24-C04SX-03-101	DH-24-C10SX-03-101	DH-24-C12SX-03-101	DH-24-C19SX-03-101	DH-24-C24SX-03-101	—	—	—	—		
 3/4芯		Female	DH-24-J03SX-03-101	DH-24-J04SX-03-101	DH-24-J10SX-03-101	DH-24-J12SX-03-101	DH-24-J19SX-03-101	DH-24-J24SX-03-101						
Flange Mounting with Metal chain		Male	DH-24-C03SX-03-402	DH-24-C04SX-03-402	DH-24-C010SX-03-402	DH-24-C12SX-03-402	DH-24-C19SX-03-402	DH-24-C24SX-03-402	—	—	—	—		
 3/4芯		Female	DH-24-J03SX-03-402	DH-24-J04SX-03-402	DH-24-J10SX-03-402	DH-24-J12SX-03-402	DH-24-J19SX-03-402	DH-24-J24SX-03-402						

DH-24 Data Sheet

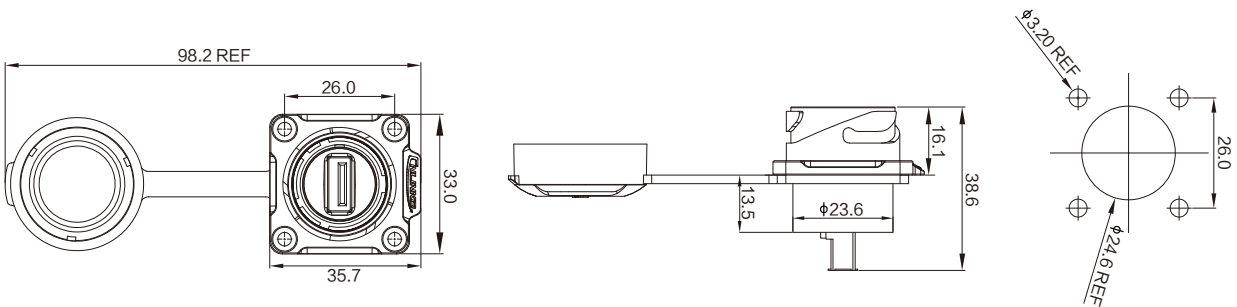
M24 Power + Signal	Product Series		DH-24				
	Pin Number		RJ45		HDMI	USB	FIBER
	Section diagram						
	Current Rating		—				—
	Voltage Rating		—				—
	Cable range		Ø 5.0~Ø 6.5mm				
	Wire Gauge		26-24AWG				—
	IP Protection Class (Mated)		IP67 (Mated)				
	Termination		Soldering				
	Product Picture	material	Part Number				
RJ45	Metal	Male	DH-24-C/RJ45/015/PE-43-001				
		① Female	DH-24-J/RJ45/213/SX-43-401				
 		② Female	DH-24-J/RJ45/213/SX-43-402				
FIBER		Male	DH-24-C/LC/016/PE-43-001				
		① Female	DH-24-J/LC/213/SX-43-401				
 		② Female	DH-24-J/LC/213/SX-43-101				
USB		Male	DH-24-C/USB3/016/PE-43-001				
		① Female	DH-24-J/USB3/213/SX-43-401				
  		② Female	DH-24-J/USB3/213/SX-43-402				
		③ Female	DH-24-J/USB3/213/SX-43-402				
HDMI		Male	DH-24-C/HDMI2/016/PE-43-001				
		Female	DH-24-J/HDMI2/213/SX-43-402				
							

DH-24 Appearance Dimension

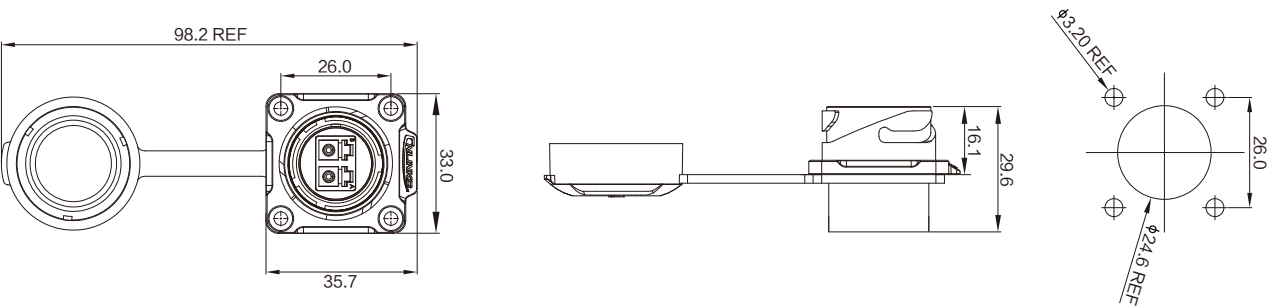
RJ45 Flange Panel Mounting



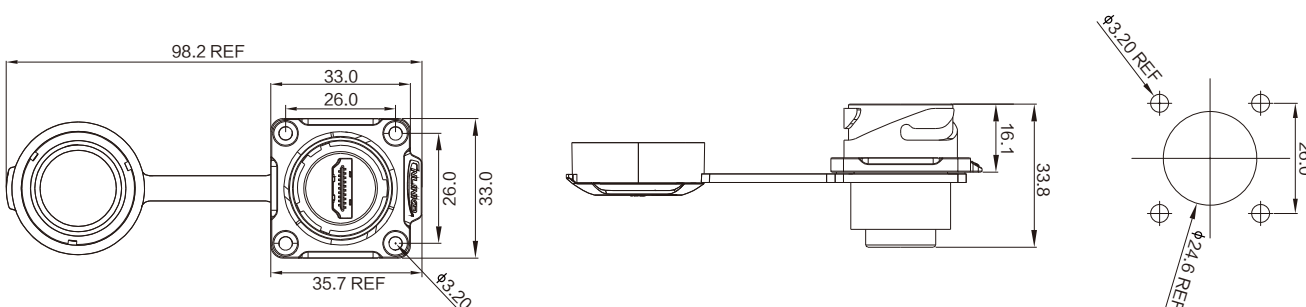
USB Flange Panel Mounting



FIBER Flange Panel Mounting

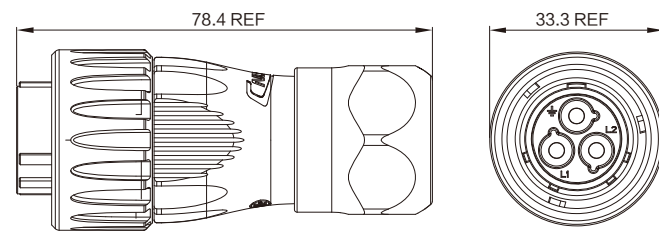


HDMI Flange Panel Mounting

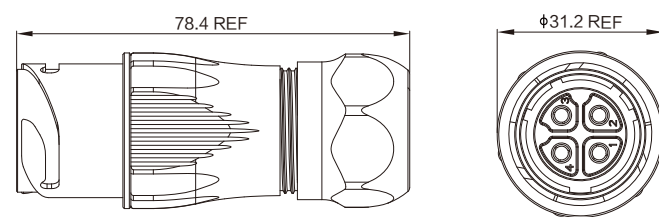


DH-24 Appearance Dimension

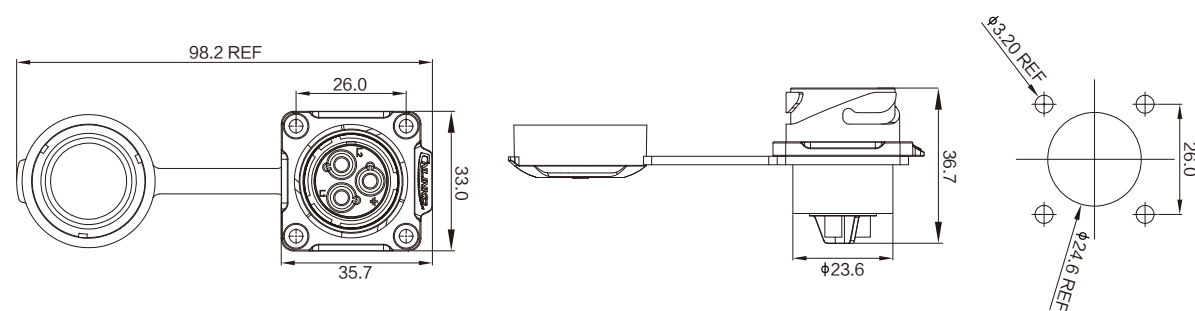
Cable connector



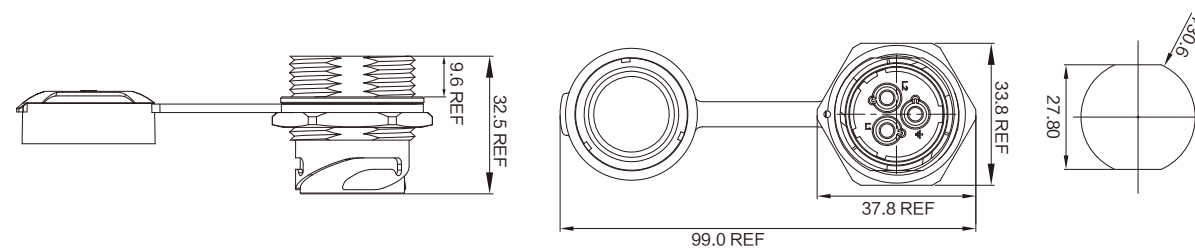
In-line Cable connector



Flange Mounting




Panel Mounting Rear Locking



BD-24 Metal Connector

New BD-24 (M24 type) series waterproof connector, adopts streamlined dynamic design, one-button device end pressing and rapid plugging, in order to prevent the use of end due to manual operation improper key failure factors can effectively increase the service life of the product.

Precise internal construction and strong metal shell structure provide safe and stable connection and transmission performance, and guarantee the stability of electrical performance during the use of the equipment



Wide range application fast locking connector


BD-24 series power and signal waterproof connectors can be used alone or fixed together to provide solutions for different industries equipment connection. Such as audio-visual equipment, medical equipment, industrial control, testing and measurement Equipment, AV system, broadcast television and communication industry and other fields. Suitable for connection of equipment installed in front and behind the board.

Product application:
 Power supply: 3pin
 Signal: RJ45
 Working voltage up to 500V, rated current 25A, optional shielding connector.

- Multi-pin
Power Cable Range: $\varnothing 10.5 \sim \varnothing 12 \text{mm}$
- RJ45 series
Cable Range: $\varnothing 5.5 \sim \varnothing 7.0 \text{mm}$



Characteristics



Reliable waterproof

- When connecting, the protection level is up to IP67, providing good electrical protection performance for the equipment.



Termination

- BD-24 is with screw type connection



Multiple protection designs

- Metal /plastic shell design, various choices, perfect for various application scenarios .



Ergonomic shape design

- The appearance adopts integrated streamlined design














Power with board mounting



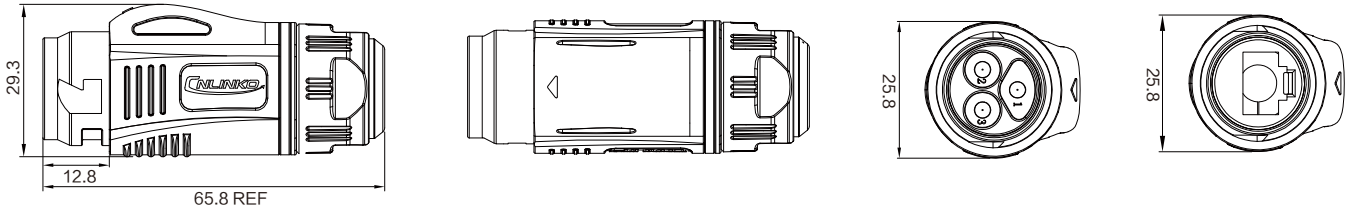
RJ45 with board mounting

BD-24 Data Sheet

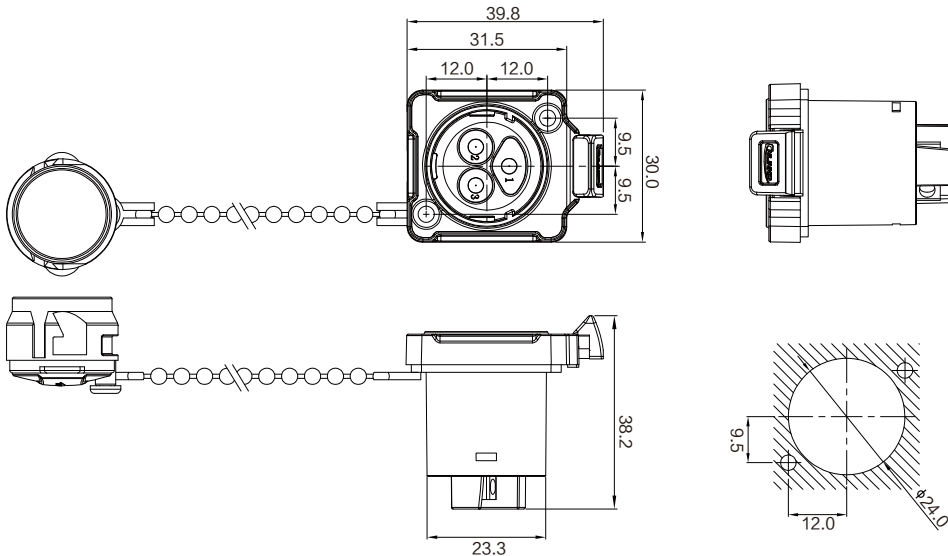
M24 Power + Signal	Product Series		BD-24	
	Pin Number		3PIN	RJ45
	Section diagram		<div>PIN</div>  <div>Mounting</div> 	
	Current Rating		25A	
	Voltage Rating		AC 500V	
	Cable range		Ø10.5~Ø12.0mm	Ø5.5~Ø7.0mm
	Wire Gauge		2.5~4.0mm²/14-12AWG	26-24AWG
	IP Protection Class (Mated)		IP67 (Mated)	
	Termination		Screw Locking	
Product Picture	material	Part Number		
3PIN 	Plastic	Male	BD-24-C03PE-22-001	—
		Female	BD-24-J03SX-22-201	—
RJ45 		Male	—	BD-24-C/RJ45/015/PE-42-001
		Female	—	BD-24-J/RJ45/213/SX-42-201
3PIN 	Metal	Male	BD-24-C03PE-23-001	—
		Female	BD-24-J03SX-23-201	—
RJ45 		Male	—	BD-24-C/RJ45/015/PE-43-001
		Female	—	BD-24-J/RJ45/213/SX-43-201

Appearance Dimension

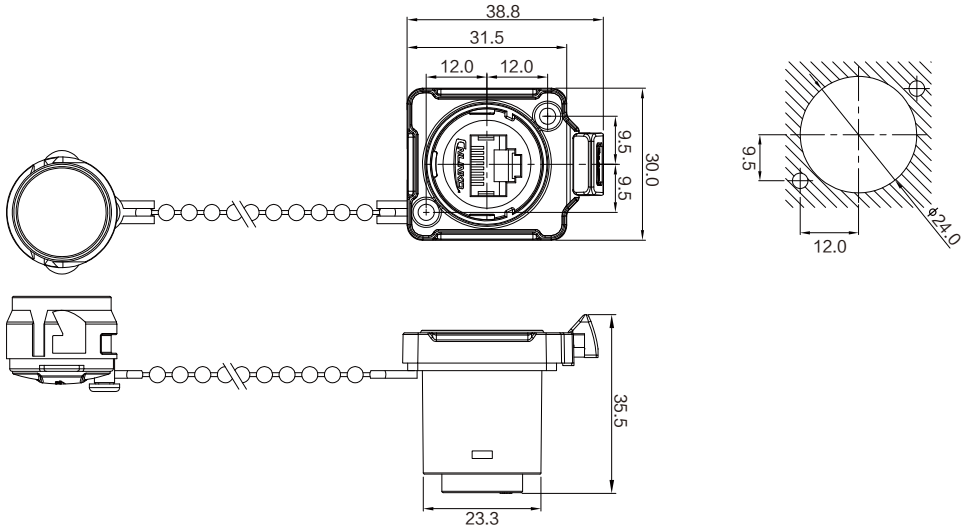
Cable connector



Power Flange Panel Mounting



RJ45 Flange Panel Mounting



YF-24 Power Connector

Linko Electric's international standard YF-24 series power connector is designed with a unique plug-in locking method, which is easy to operate, safe and stable. Use color to distinguish the input and output of the power supply, thus effectively distinguishing the input and output terminals, and with the power coupler, can be used in the external mobile connection at the same time, increasing the flexibility of the device.



Latch design international universal equipment power connector

The block internal design and the integrated plastic case provide a safe and stable connection transmission performance, ensuring the stability of the electrical performance of the device during use.

Product application type:

Power: 3 Pin

The power connection can work up to 500V, rated current is 20A, and optional input/output connectors are available.

- Power cable range: $\phi 5.0 \sim \phi 14.0 \text{mm}$



- IP Protection Class (Mated): IP65
- Rated current: 20A

- IP Protection Class (Mated): IP44
- Rated current: 20A

- Multiple color distinctions
Paired with different color schemes, flexible pairing

- Left and right sockets
Differentiate the sockets to distinguish applications

Power Connector

Cable connector



YF-24-J03PE-02-001



YF-24-J03PE-02-002



YF-24-C03PE-02-001



YF-24-C03PE-02-002

Flange Mounting



YF-24-C03SX-02-001



YF-24-C03SX-02-002



YF-24-J03SX-02-001



YF-24-J03SX-02-002

Accessories



Waterproof Cap



Screws

- Waterproof Cap In the condition non-working , it has dust and water-proof
- Screws Fastener for socket and panel.



Unique Quick Lock Design



Locating Key



Gold-plated Copper Contact




Waterproof Rubber Ring

Characteristics



Latch Design system

- Unique snap-on + plug-in connection locking system for a more secure connection.



Excellent waterproof performance

- In the connected state, the protection level is IP65 and IP44, which is the device. Provide good electrical protection



- Panel mounting installation

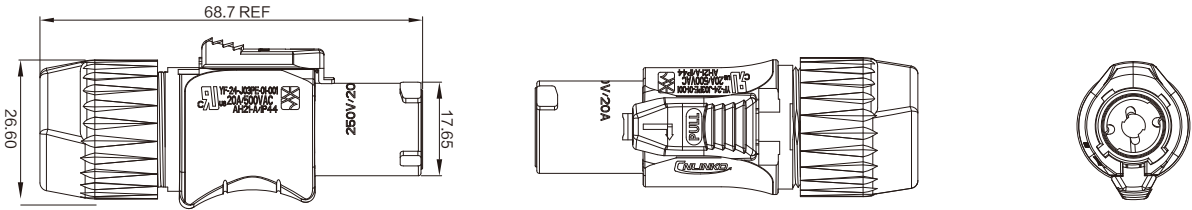


Termination

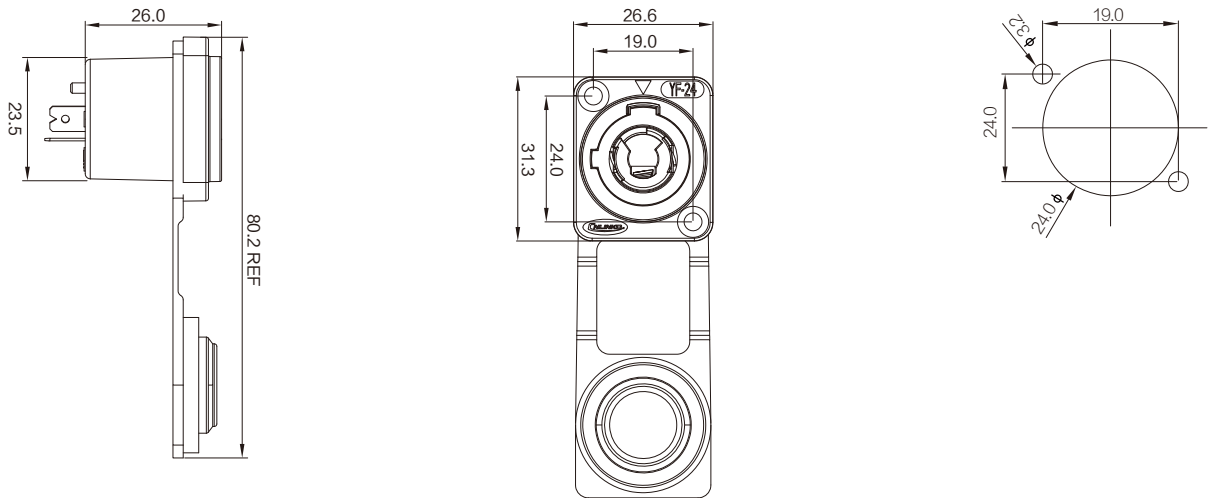
- The Linko YF-24 waterproof connector plug uses a lock screw connection.

Appearance Dimension

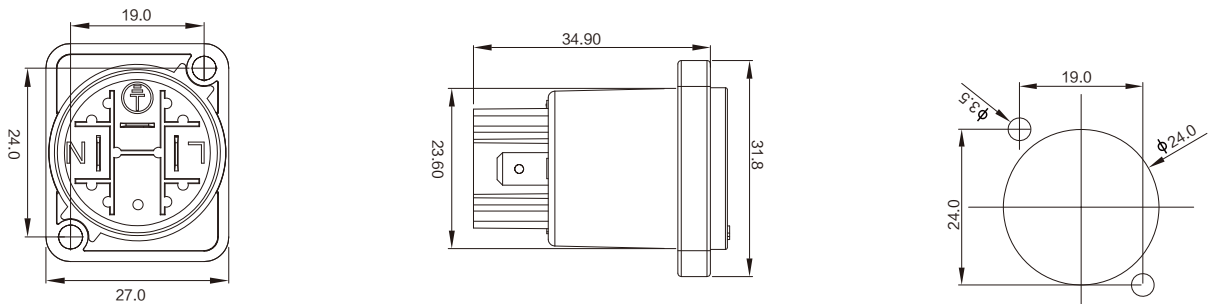
Cable connector



IP65 Panel Mounting



IP44 Panel Mounting



Data Sheet

M24 Power	Product Series	YF-24		
	Section diagram			
	Current Rating	20A		
	Voltage Rating	AC 500V		
	Cable range	Ø9.0~ Ø14.0mm		
	Wire Gauge	2.5~4.0mm²/14-12AWG		
	IP Protection Class (Mated)	IP65(Mated)		
	Termination	Cable connector screwing / Panel Mounting soldering		
Cable connector				
 YF-24-J03PE-01-001 (IP44 Right) YF-24-J03PE-02-001 (IP65 Right)		 YF-24-C03PE-01-001 (IP44 Left) YF-24-C03PE-02-001 (IP65 Left)		 YF-24-C03PE-02-002 (IP65 Left)
Panel Mounting				
 YF- 24-C03SX- 02- 001 (IP65 Right)		 YF- 24- J03SX- 02- 001 (IP65 Left)		 YF- 24- J03SX- 02- 002 (IP65 Left)
 YF-24-C03SX-02-002 (IP65 Right)				
Converter				
 YF-24-J03SX-03-200 (IP44)		 YF-24-J03SX-01-200 (IP44)		 YF-24-C03SX-01-200 (IP44)

YT-RJ45 Signal Connector

Linko Signal YT-RJ45 connector provides solutions for signal transmission in demanding environments for Ethernet in audio, commercial, entertainment, on-site stage equipment, DMX lighting, industrial and outdoor network connectivity environments. The application in it is especially suitable. YT-RJ45 series provides cable sheathing, assembled female plug, straight-through plug, cable coupler and protection style. IP65/IP67 protection level is the strongest protection for the installation box.



Industrial Profession Signal Connector

The international accepted Linko YT-RJ45 dedicated signal supply waterproof connector provides a signal connection solution for the device. Excellent and stable electrical performance is often applied to the power connection of LED display devices, mechanical equipment, stage lighting. It is suitable for device connection before and after board installation. It can also be used for system docking outside the device..

Product Application Type:

- Signal: RJ45
- The voltage up to 42V and rated current is 1.2A. Optional shielded connectors are available.
- Signal Cable Range: \varnothing 5.5~ \varnothing 7.0mm



- customizable
Cable Customization be accepted
- Multiple styles available
Both different materials and different connection methods be accepted

Main Advantage:

- According to EIA568B and ISO/IEC11801 standard conforms to D pole or CAT3e, compatible with CAT5e, can achieve to 10GBIT/S data transmission rate;
- Multi-style connection design, 1/4 quick bayonet connection (YT01), quick plug (YT10);
- The cable jacket has a sturdy die-cast housing and a unique double clip cable clamp;
- Shielding system---high frequency noise immunity and electromagnetic interference protection;
- Both indoor and outdoor design, the product meets IP65/IP67 protection level when mated.



- Superior anti-shielding capability for metal shell, faster transmission, more stable and safer



- Built-in 8-pin RJ45 interface, threaded connection, compact and reliable



- Passed thousands times of life testing



- Ergonomic structural design, technology, art, performance in one step



- Precision structure Metal shield appearance High-speed transmission crystal plug

Characteristics



YT-RJ45 (10-002) be used on device control box



Excellent waterproof / dustproof performance

- Protection level up to IP67 when connected, providing good electrical protection for the equipment



Cable Jacket

- Part of the plug is designed with a tail cable jacket to prevent cable from being folded.



1/4 quick bayonet lock

- The 1/4 quick bayonet is connected to the locking system for a more secure connection.
- Multiple connection methods



Multi-style matching

- Multi-material and multi-style options to meet different application needs






































Connection schema



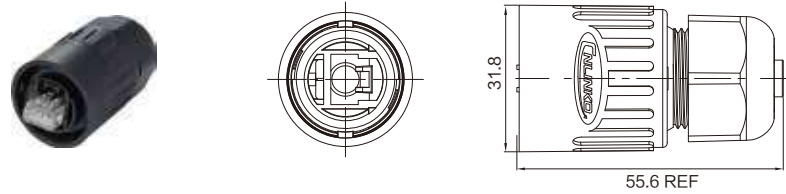
Panel mounting

Data Sheet

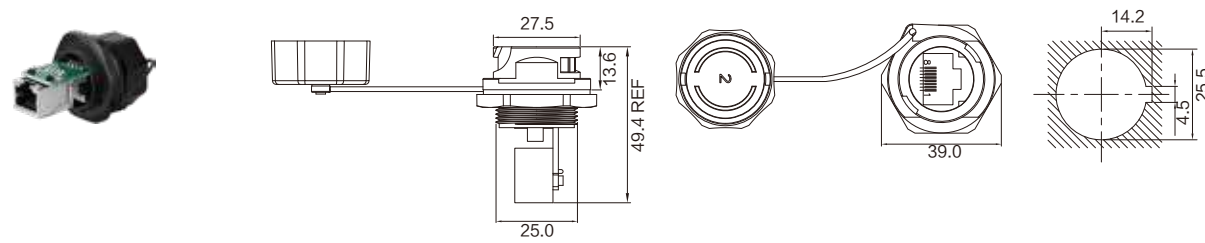
RJ45 Signal	Product Series	YT-RJ45																		
	Type	RJ45																		
	Section diagram	Cable Connector	Panel Mounting																	
																				
	Current Rating	—																		
	Voltage Rating	—																		
	Cable range	Ø5.5~Ø7.0mm																		
	Wire Gauge	26-24AWG																		
	IP Protection Class (Mated)	IP67(Mated)																		
	Termination	1/4 quick bayonet connection / plug-in connection / push-pull connection																		
	Circular Metal				Circular Plastic			Square Metal		Square Plastic										
Cable connector	 YT-RJ45-CPE-10-001(IP44)				 YT-RJ45-CPE-10-002		 YT-RJ45-CPE-11-00		 YT-RJ45-CPE-01-001		 YT-RJ45-CPE-29-001		 YT-RJ45-CPE-03-001		 YT-RJ45-CPE-13-001		 YT-RJ45-CPE-05-001			
Mounting	 YT-RJ45-JSX-16-001		 YT-RJ45-JSX-17-001		 YT-RJ45-JSX-22-002		 YT-RJ45-JSX-21-002		 YT-RJ45-JSX-04-002		 YT-RJ45-JSX-29-001		 YT-RJ45-JSX-05-003		 YT-RJ45-JSX-05-001		 YT-RJ45-JSX-05-002		 YT-RJ45-JSX-07-001	
	 YT-RJ45-JSX-24-002		 YT-RJ45-JSX-25-001		 YT-RJ45-JSX-32-001		 YT-RJ45-JSX-26-001(IP44)		 YT-RJ45-JSX-01-001		 YT-RJ45-JSX-29-004		 YT-RJ45-JSX-04-001		 YT-RJ45-JSX-10-001		 YT-RJ45-JSX-02-001		 YT-RJ45-JSX-08-001	
	 YT-RJ45-JSX-18-001(IP44)		 YT-RJ45-JSX-19-001(IP44)		 YT-RJ45-JSX-21-001(IP44)		 YT-RJ45-JSX-22-001(IP44)		—		—		 YT-RJ45-JSX-11-001		—		—			

Appearance Dimension

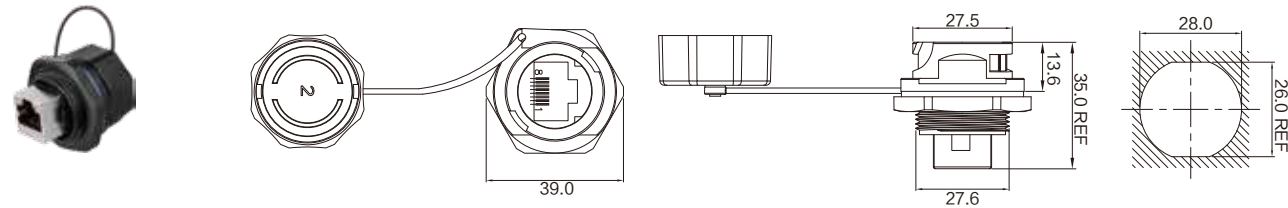
■ Cable connector YTRJ45-CPE-01-001



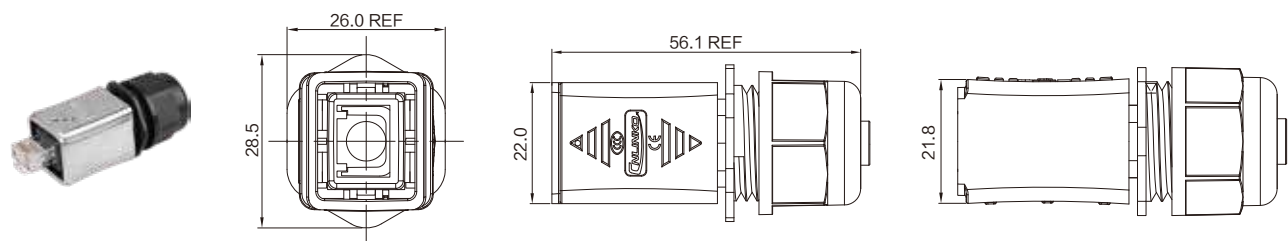
■ Panel Mounting YTRJ45-JSX-01-001



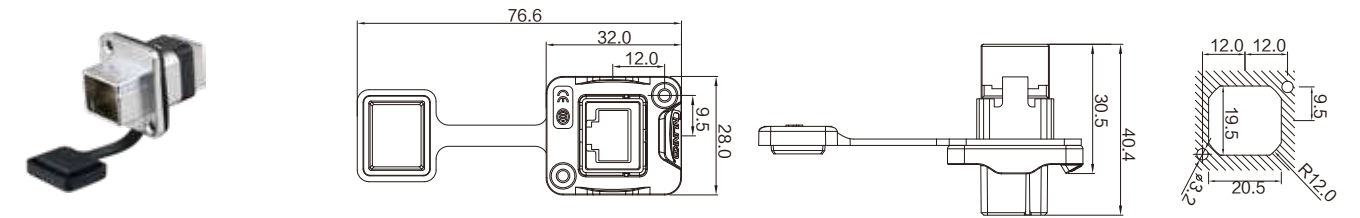
■ Panel Mounting YTRJ45-JSX-04-002



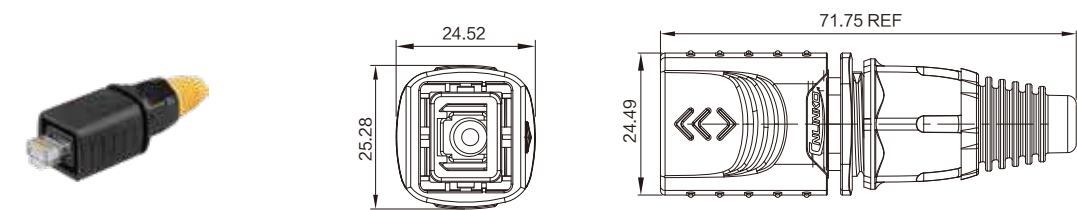
■ Cable connector YTRJ45-CPE-03-001



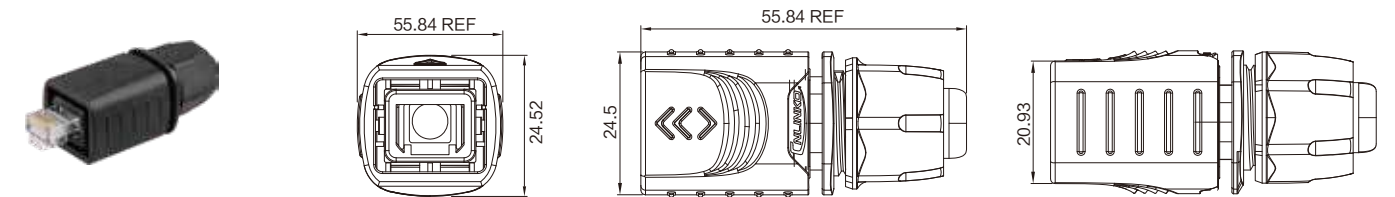
■ Panel Mounting YTRJ45-JSX-05-003



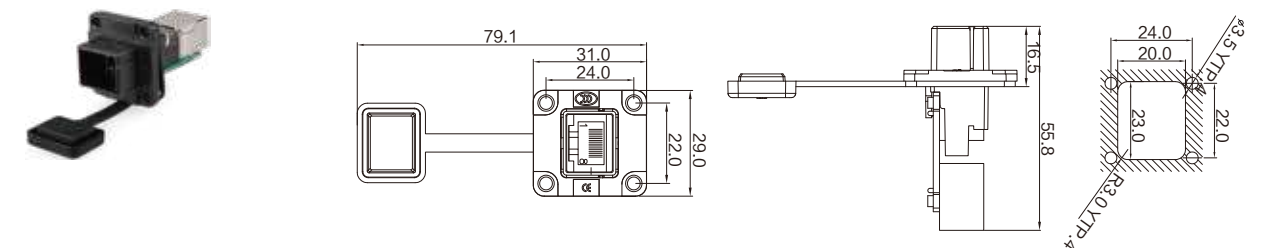
■ Cable connector YTRJ45-CPE-05-001



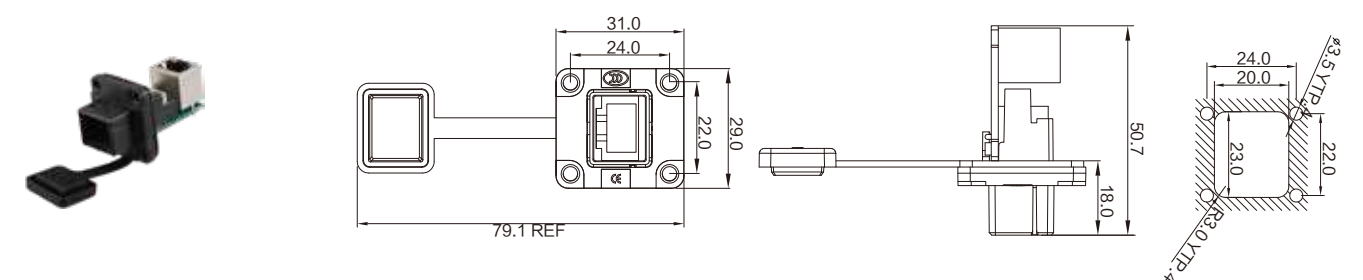
■ Cable connector YTRJ45-CPE-13-001



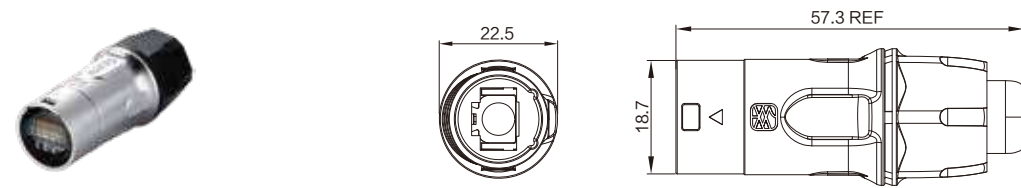
■ Panel Mounting YTRJ45-JSX-02-001



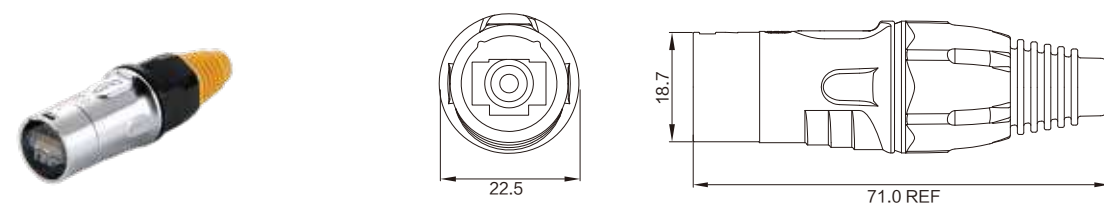
■ Panel Mounting YTRJ45-JSX-08-001



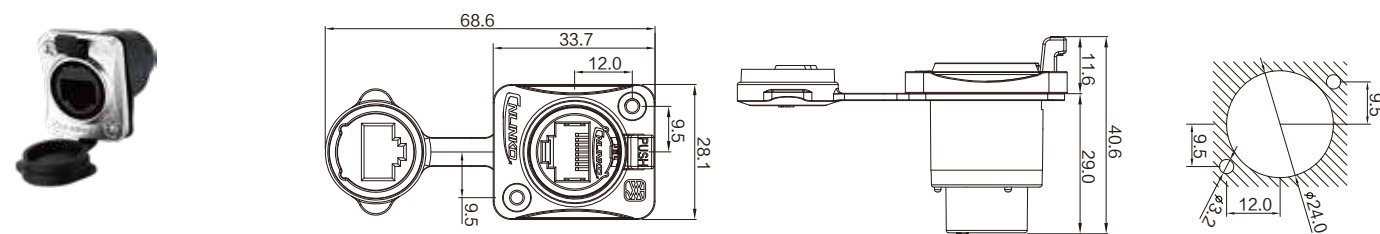
Cable connector YT-RJ45-CPE-11-001/2



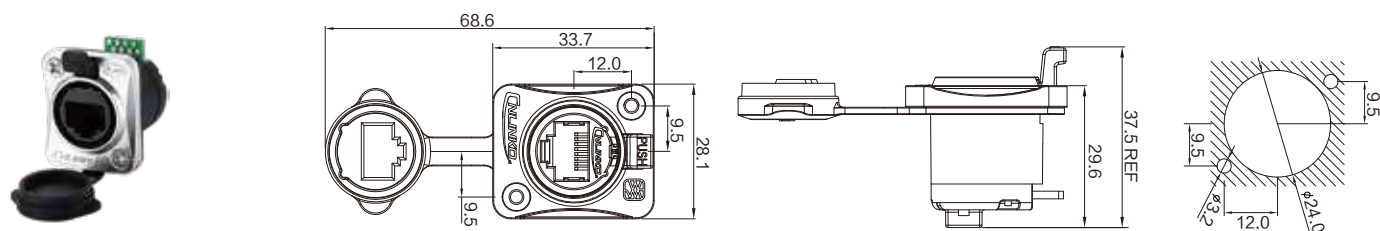
Cable connector YT-RJ45-CPE-10-001/2



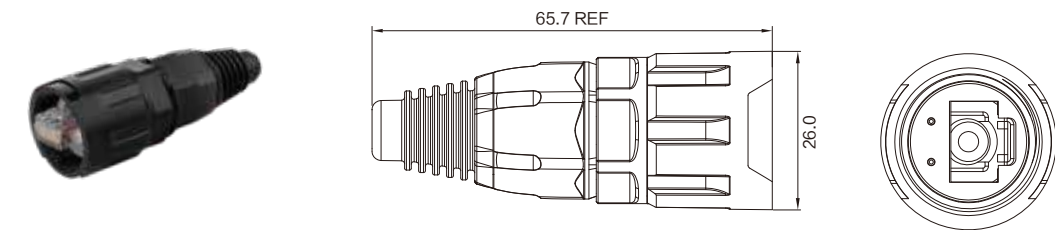
Panel Mounting YT-RJ45-JSX-16-001



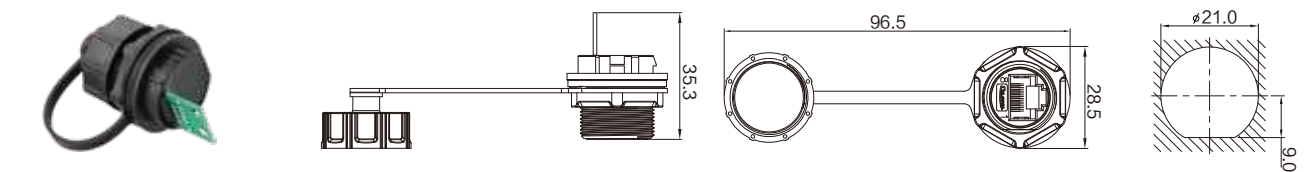
Panel Mounting YT-RJ45-JSX-17-001



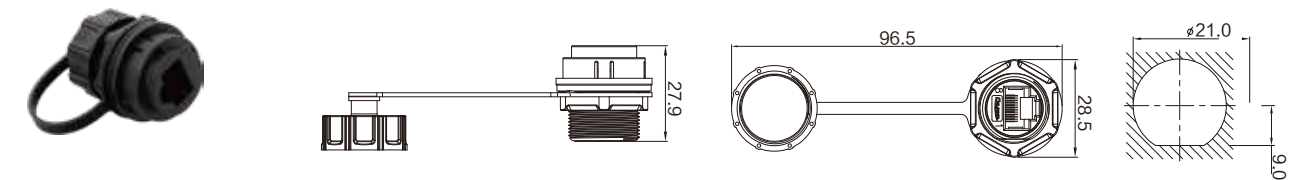
Cable connector YT-RJ45-CPE-29-001



Panel Mounting YT-RJ45-JSX-29-001



Panel Mounting YT-RJ45-JSX-29-004



YM-20 Multi-Application Round Plastic Waterproof Connector

CNLINKO Electric YM-20 (M-20 type) series connector uses PBT performance injection molding material, to ensure the stability of the product, which can be multi-core design & meet the power supply and signal requirements of multiple equipment. The central part of the distinctive shell logo highlights the latest design of CNLINKO.

Product application type:

Power: 2/3/4/5pin

Signal: 7/9/12pin

The power connection working voltage can be up to 500V, current rating is 20A (2、3、4 pin), 12A (5、7 pin), 5A (9、12 pin), and shielded connection is also available.

- Multiple PIN
Power Cable Range: \varnothing 9.0~ \varnothing 12.0mm
Signal Cable Range: \varnothing 5.0~ \varnothing 6.5mm



Reliable waterproof

- When connecting, the protection level is up to IP67, providing good electrical protection performance for the equipment.

Multicore waterproof connectors

- Available (2、3、4、5、7、9、12pin)
It can be used in connection of power supply and mixed signal.

Main Advantage:

- The shell is made of imported PBT material and has good fireproof, compressive, anti-explosive and anti-deformation properties.
- Gold-plated contacts, high-strength corrosion resistance and electrical conductivity, can effectively cope with changes in temperature rise that caused by current;
- 1/4 quick bayonet connection is easy to operate and easy to install;
- Current rating: 5A/12A/20A;
- The product is IP67 rated in the connected condition.

Characteristics



Reliable Waterproof Performance

- Protection level can be up to IP67 when mated, which can provide good electrical protection for the equipment



Wiring Assembly

- CNLINKO M20 waterproof connector is soldered with wires.



Stable and secure connection

- It is convenient, fast, safe and secure with snap-on locking connection.



Schematic

















- Precising structural positioning system ensures safe and stable connection performance





Installation method

- The socket is mounted on a flange panel making it convenient & stable.

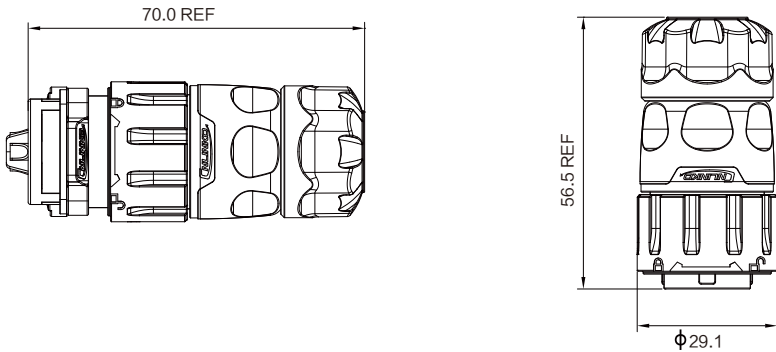
Data Sheet

M20 Power + Signal	Product Series		YM-20																			
	Pin Number		2PIN		3PIN		4PIN		5PIN		6PIN		7PIN		8PIN		9PIN		12PIN		14PIN	
	Section diagram		PIN 	Mounting 	PIN 	Mounting 	PIN 	Mounting 	PIN 	Mounting 	—		PIN 	Mounting 	—		PIN 	Mounting 	PIN 	Mounting 	PIN 	Mounting 
	Current Rating		20A						10A						5A							
	Voltage Rating		AC 500V						AC 500V						AC 250V							
	Cable range		Ø9.0~ Ø13.0mm												Ø7.5~ Ø10.0mm							
	Wire Gauge		2.5~4.0mm²/14 -12AWG						1.0~1.5mm²/18 -16AWG						0.34~0.75mm²/22-20AWG							
	IP Protection Class (Mated)		IP67 (Mated)																			
	Termination		Screw Locking																			

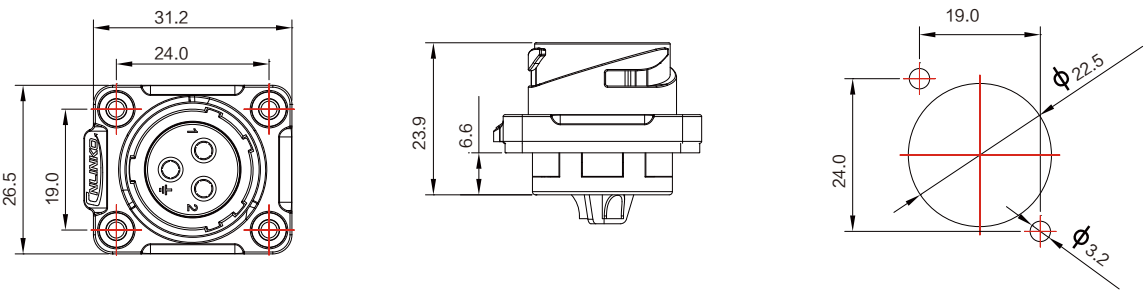
Product Picture	material	Part Number (The bold font is a best-sell products)																	
Cable connector	Plastic	Male	YM-20-C02PE-02-001A	YM-20-C03PE-02-001A	YM-20-C04PE-02-001A	YM-20-C05PE-02-001A	—	YM-20-C07PE-02-001A	—	YM-20-C09PE-02-001A	YM-20-C12PE-02-001A	YM-20-C14PE-02-001A							
		Female	YM-20-J02PE-02-001A	YM-20-J03PE-02-001A	YM-20-J04PE-02-001A	YM-20-J05PE-02-001A	—	YM-20-J07PE-02-001A	—	YM-20-J09PE-02-001A	YM-20-J12PE-02-001A	YM-20-J14PE-02-001A							
Flange Mounting		Male	YM-20-C02SX-02-401A	YM-20-C03SX-02-401A	YM-20-C04SX-02-401A	YM-20-C05SX-02-401A	—	YM-20-C07SX-02-401A	—	YM-20-C09SX-02-401A	YM-20-C12SX-02-401A	YM-20-C14SX-02-401A							
		Female	YM-20-J02SX-02-401A	YM-20-J03SX-02-401A	YYM-20-J04SX-02-401A	YM-20-J05SX-02-401A	—	YM-20-J07SX-02-401A	—	YM-20-J09SX-02-401A	YM-20-J12SX-02-401A	YM-20-J14SX-02-401A							

Appearance Dimension

Cable Connector



Flange Mounting



YA-20 Automatic Cap Rebound Waterproof Connector

CNLINKO YA-20 (M-20) series is widely used in industrial LED display, audio, commercial, with unique bayonet design, rotary locking and easy operation. Entertainment, on-site stage equipment, DMX lighting, industrial equipment, including a range of multi-pin metal connectors, this series not only provides male, female and socket, its reliable and fast locking system ensures complete connection by soldering.

Product application type:

Power: 2/3/4/5 pin

Signal: 7/9/12 pin

The power connection working voltage can be up to 500V, current rating is 20A (2、3、4 pin), 12A (5、7 pin), 5A (9、12 pin), and shielded connection is also available.

- Multiple PIN
Power Cable Range: $\varnothing 9.0 \sim \varnothing 13.0 \text{mm}$
Signal Cable Range: $\varnothing 5.0 \sim \varnothing 6.5 \text{mm}$



Multicore waterproof connectors

- Available (2、3、4、5、7、9、12pin)
It can be used in connection of power supply and mixed signal.

Main Advantage:

- Use plastic and alloy external protective materials to effectively reduce electromagnetic and signal RF interference generated by external high current;
 - Gold-plating contacts, high-strength corrosion resistance and electrical conductivity, effectively coping with changes in temperature rise caused by current;
 - with changes in temperature rise caused by current;
 - Automatic flip cover dust protection cover to effectively protect the internal components of the socket in real time;
 - Current rating: 5A/12A/20A;
- The product meets the IP67 protection level when mated.

Characteristics



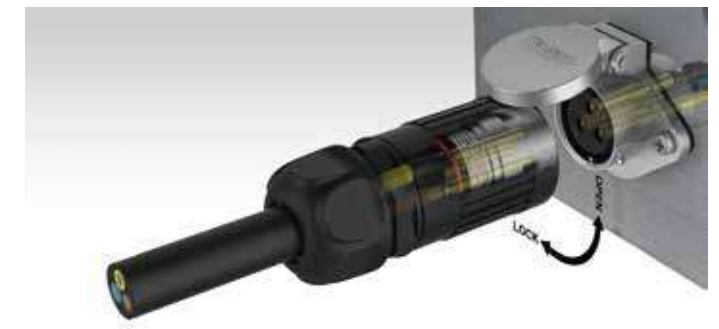
Reliable waterproof performance

- Protection level up to IP67 in connection, providing good electrical protection for the equipment.



Wiring asseby

- CNLINKO M20 waterproof connector adopts soldering wiring secure connection.



Fast and secure with snap-on locking

- The precise structure positioning system ensures the safety and stability of the connection performance.



Schematic




















- The precise structure positioning system ensures the safety and stability of the connection performance.



Installation method

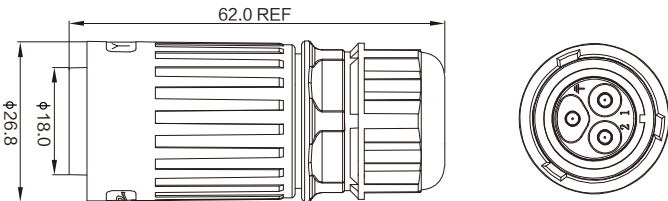
- The socket is mounted in a two-hole, it can be used for front mounting.

Data Sheet

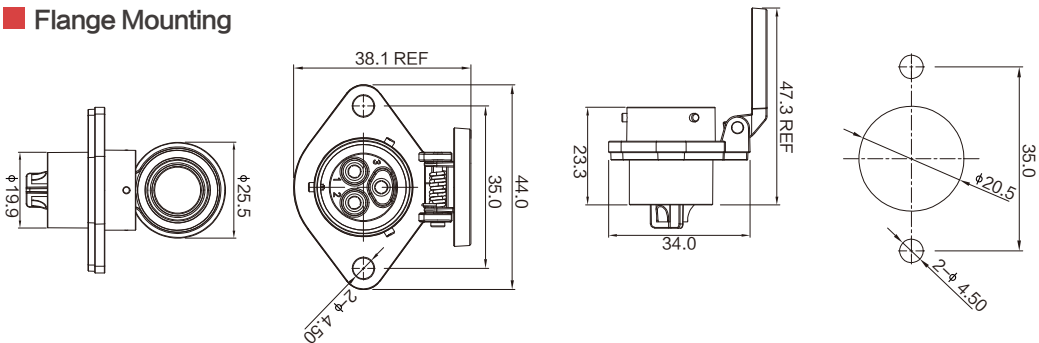
M20 Power + Signal	Product Series		YA-20																			
	Pin Number		2PIN		3PIN		4PIN		5PIN		6PIN		7PIN		8PIN		9PIN		12PIN		14PIN	
	Section diagram		PIN 	Mounting 	PIN 	Mounting 	PIN 	Mounting 	PIN 	Mounting 	—		PIN 	Mounting 	—		PIN 	Mounting 	PIN 	Mounting 	PIN 	Mounting 
	Current Rating		20A						10A						5A							
	Voltage Rating		AC 500V						AC 500V						AC 250V							
	Cable range		Ø9.0~Ø13.0mm						Ø7.0~Ø10.0mm						Ø7.0~Ø10.0mm							
	Wire Gauge		2.5~4.0mm²/14-12AWG						1.0~1.5mm²/18-16AWG						0.34~0.75mm²/22-20AWG							
	IP Protection Class (Mated)		IP67 (Mated)																			
	Termination		Screw Locking																			
	Product Picture	material	Part Number (The bold font is a best-sell products)																			
Cable connector 	Plastic / Metal	Male	YA-20-C02PE-01-001A	YA-20-C03PE-01-001A	YA-20-C04PE-01-001A	YA-20-C05PE-01-001A	—	YA-20-C07PE-01-001A	—	YA-20-C09PE-01-001A	YA-20-C12PE-01-001A	YA-20-C14PE-01-001A										
		Female	YA-20-J02PE-01-001A	YA-20-J03PE-01-001A	YA-20-J04PE-01-001A	YA-20-J05PE-01-001A	—	YA-20-J07PE-01-001A	—	YA-20-J09PE-01-001A	YA-20-J12PE-01-001A	YA-20-J14PE-01-001A										
Cable connector 		Male	YA-20-C02PE-03-001A	YA-20-C03PE-03-001A	YA-20-C04PE-03-001A	YA-20-C05PE-03-001A	—	YA-20-C07PE-03-001A	—	YA-20-C09PE-03-001A	YA-20-C12PE-03-001A	YA-20-C14PE-03-001A										
		Female	YA-20-J02PE-03-001A	YA-20-J03PE-03-001A	YA-20-J04PE-03-001A	YA-20-J05PE-03-001A	—	YA-20-J07PE-03-001A	—	YA-20-J09PE-03-001A	YA-20-J12PE-03-001A	YA-20-J14PE-03-001A										
Flange Mounting 		Male	YA-20-C02SX-03-201A	YA-20-C03SX-03-201A	YA-20-C04SX-03-201A	YA-20-C05SX-03-201A	—	YA-20-C07SX-03-201A	—	YA-20-C09SX-03-201A	YA-20-C12SX-03-201A	YA-20-C14SX-03-201A										
		Female	YA-20-J02SX-03-201A	YA-20-J03SX-03-201A	YA-20-J04SX-03-201A	YA-20-J05SX-03-201A	—	YA-20-J07SX-03-201A	—	YA-20-J09SX-03-201A	YA-20-J12SX-03-201A	YA-20-J14SX-03-201A										

Appearance Dimension

Cable Connector



Flange Mounting



YW Waterproof Connector Application Type

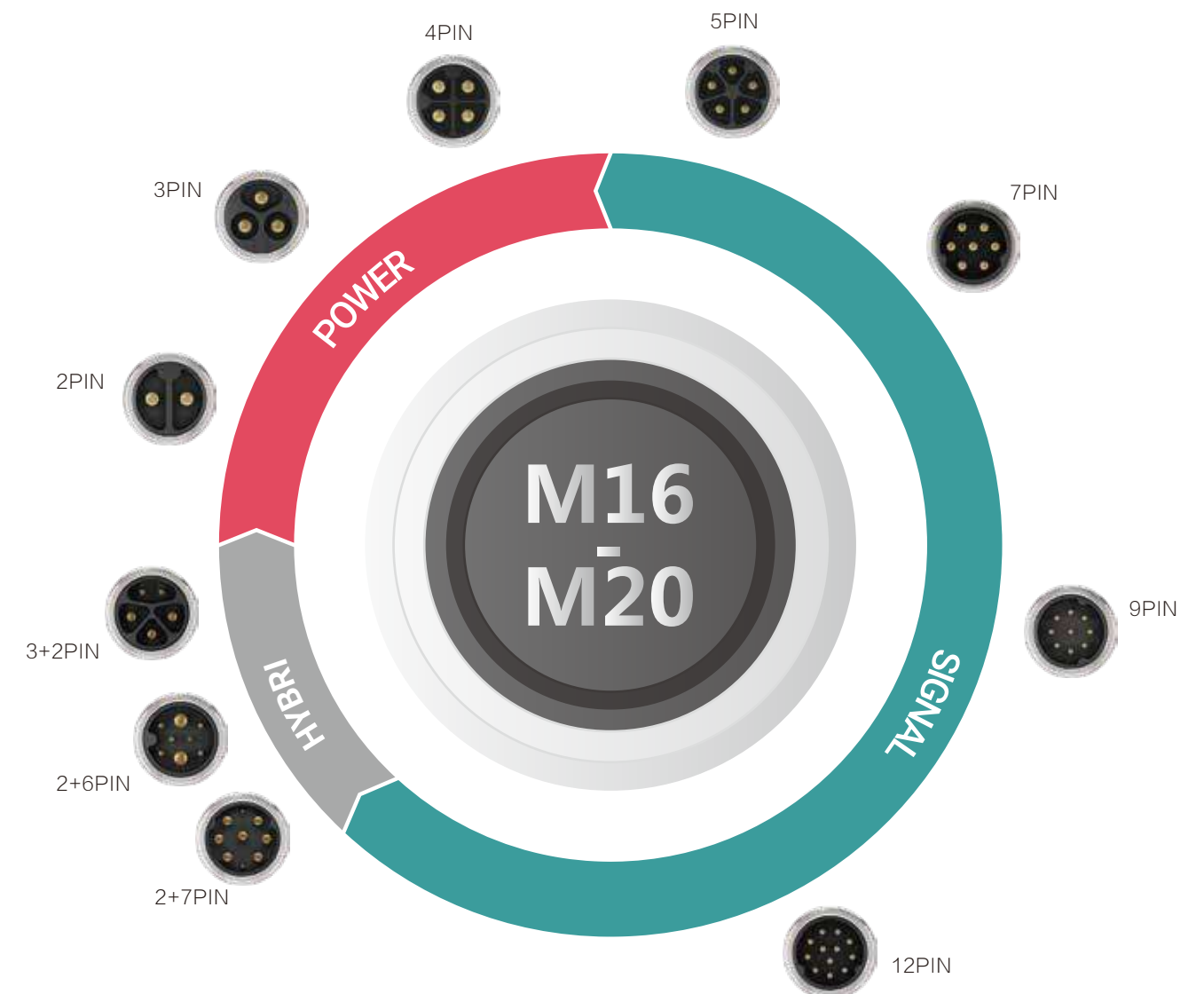
YW series shell using zinc alloy casing, effectively protects against safety and signal shielding, and adopts screw-type locking, which is more firm and reliable. widely used in Industrial LED screen design, audio and video transmission and other industrial equipment use.



Threaded Circular Waterproof Wonnector

Threaded circular waterproof connector use of zinc alloy material shell, effective safety and signal shielding protection, using spiral type Lock tightly, more firm and reliable.

- Product information
Series : YW-16 、 YW-20
Size: M16、 M20
Pin Number : (2、 3、 4、 5、 7、 8、 9、 12Pin)
Materiall : Alloy + Plastic PBT
- Application Type:



YW-16 Series Information Overview

Product application type:

Power: 3pin

Signal: 9 pin

Power connection working voltage is up to 500V, current rating is 10A(3pin),5A(9pin).

- Multiple PIN
Cable Range: $\varnothing 3.0 \sim \varnothing 9.0\text{mm}$

YW-20 Series Information

Product application type:

Power: 2/3/4/5 pin

Signal: 7/8/9/12pin

Power connection working voltage is up to 500V, current rating is 20A(2、3、4pin), 12A(5、7pin).

5A(9、12pin).

- Multiple PIN
Cable Range: $\varnothing 5.0 \sim \varnothing 13.0\text{mm}$



Main Advantage:

- Quick and easy mount locking system;
- Outer ring thread locking device, stable and safe;
- Full zinc alloy casing with complete electromagnetic and RF interference protection, while meeting the matching needs of high-end products;
- The hanging dust cover design effectively prevents the entry of objects under non-working state with high safety performance and convenient operation;

Characteristics



Reliable waterproof performance

- The protection level is IP67 when mated, which provides good electrical protection for the equipment.



Wiring Assembly

- CNLINKO YW waterproof connector adopts soldering.



Secure connection

- Secured with a threaded locking device.



Schematic








- The precise structure positioning system ensures the safety and stability of the connection performance.



Installation method

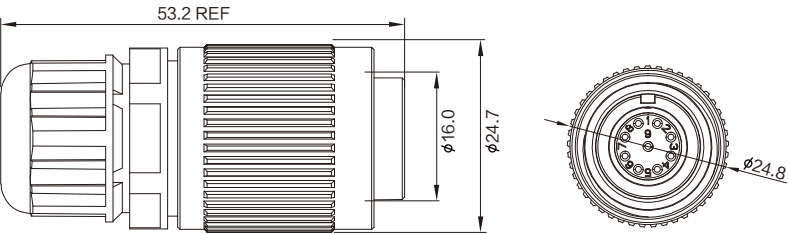
- The socket is flanged and single-hole panel for easy and stable connection. It can be used for front or rear connection.

YW-16 Data Sheet

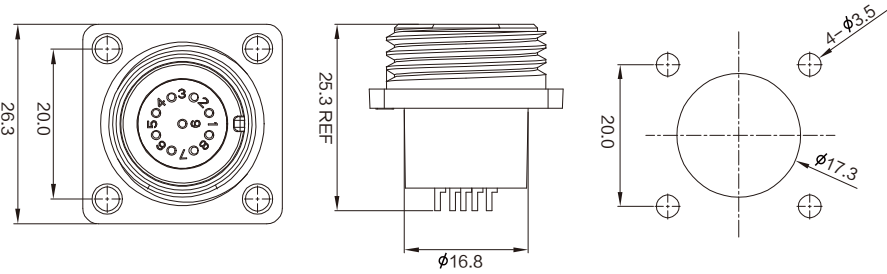
M16 Power + Signal	Product Series		YW-16	
	Pin Number		3PIN	9PIN
	Section diagram		<div><div>PIN</div></div> <div><div>Mounting</div></div>	<div><div>PIN</div></div> <div><div>Mounting</div></div>
	Current Rating		10A	5A
	Voltage Rating		AC 400V	AC 250V
	Cable range		Ø5.5~Ø9.0mm	Ø5.5~Ø9.0mm
	Wire Gauge		1.0~1.5mm²/18-16AWG	0.34mm²~0.75mm²/22-20AWG
	IP Protection Class (Mated)		IP67 (Mated)	
	Termination		Screw Locking	
	Product Picture	material	Part Number	
Cable connector	Metal	Male	YW-16-C03PE-03-001A	YW-16-C09PE-03-001A
		Female	YW-16-J03PE-03-001A	YW-16-J09PE-03-001A
Flange Mounting Rear Locking		Male	YW-16-C03SX-03-401A	YW-16-C09SX-03-401A
		Female	YW-16-J03SX-03-401A	YW-16-J09SX-03-401A
Panel Mounting Rear Locking		Male	YW-16-C03SX-03-101A	YW-16-C09SX-03-101A
		Female	YW-16-J03SX-03-101A	YW-16-J09SX-03-101A

Appearance Dimension

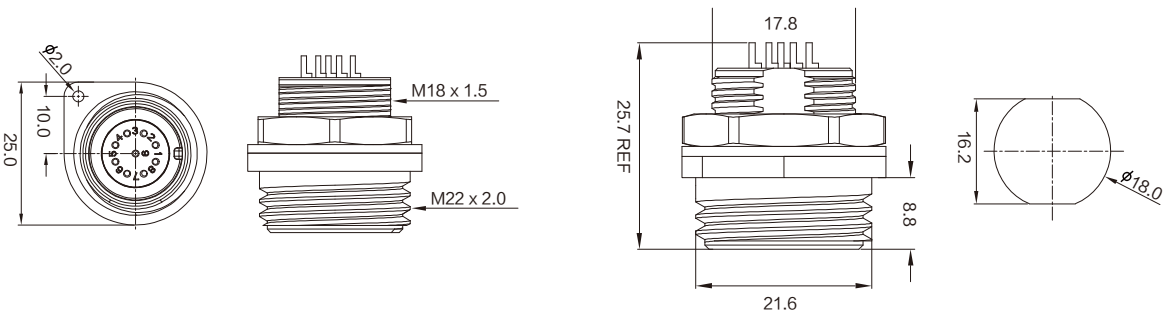
Cable Connector





















Flange Panel Mount



Panel Mounting Rear Locking

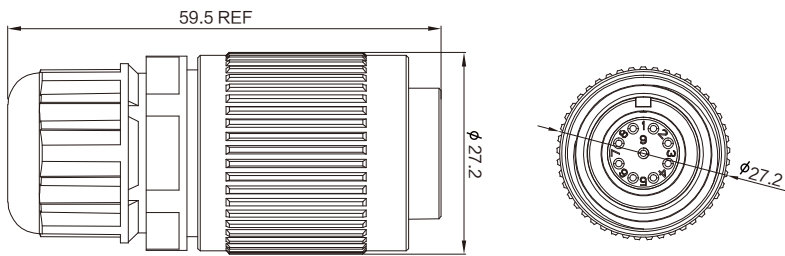


YW-20 Data Sheet

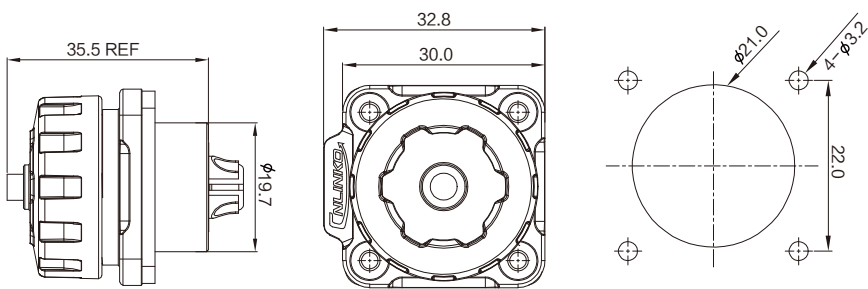
M20 Power + Signal	Product Series		YW-20																			
	Pin Number		2PIN		3PIN		4PIN		5PIN		6PIN		7PIN		8PIN		9PIN		12PIN		14PIN	
	Section diagram		PIN 	Mounting 	PIN 	Mounting 	PIN 	Mounting 	PIN 	Mounting 	—		PIN 	Mounting 	—		PIN 	Mounting 	PIN 	Mounting 	PIN 	Mounting 
	Current Rating		20A						10A						5A							
	Voltage Rating		AC 500V						AC 500V						AC 250V							
	Cable range		Ø9.0~Ø13.0mm						Ø7.0~Ø10.0mm						Ø7.0~Ø10.0mm							
	Wire Gauge		2.5~4.0mm²/14 -12AWG						1.0~1.5mm²/18 - 16AWG						0.34~0.75mm²/22-20AWG							
	IP Protection Class (Mated)		IP67 (Mated)																			
	Termination		Screw Locking																			
Product Picture	material	Part Number (The bold font is a best-sell products)																				
Cable connector	Metal	Male	YW-20-C02PE-03-001A	YW-20-C03PE-03-001A	YW-20-C04PE-03-001A	YW-20-C05PE-03-001A	—	YW-20-C07PE-03-001A	—	YW-20-C09PE-03-001A	YW-20-C12PE-03-001A	YW-20-C14PE-03-001A										
		Female	YW-20-J02PE-03-001A	YW-20-J03PE-03-001A	YW-20-J04PE-03-001A	YW-20-J05PE-03-001A	—	YW-20-J07PE-03-001A	—	YW-20-J09PE-03-001A	YW-20-J12PE-03-001A	YW-20-J14PE-03-001A										
Flange Mounting Rear Locking		Male	YW-20-C02SX-03-401A	YW-20-C04SX-03-401A	YW-20-C04SX-03-401A	YW-20-C05SX-03-401A	—	YW-20-C07SX-03-401A	—	YW-20-C09SX-03-401A	YW-20-C12SX-03-401A	YW-20-C14SX-03-401A										
		Female	YW-20-J02SX-03-401A	YW-20-J04SX-03-401A	YW-20-J04SX-03-401A	YW-20-J05SX-03-401A	—	YW-20-J07SX-03-401A	—	YW-20-J09SX-03-401A	YW-20-J12SX-03-401A	YW-20-J14SX-03-401A										

Appearance Dimension

Cable Connector



Flange Panel Mount



YZ-20Metal Waterproof Connector

YZ-20 connector, using zinc alloy shell structure and pure gold plating contacts, meets the application requirements of high-grade products, uses rotary locking, safe and firm, which is widely used in different fields.

Product Application Type:

Power : 2/3/4/5 pin

Signal : 7/9/12 pin

The working voltage of power supply connection can reach 500V, rated current is 20A (2、 3、 4 pin), 12A (5、 7 pin), and shielding connectors can be selected.

- Multicore
Power Cable Range: $\varnothing 9.0 \sim \varnothing 13.0 \text{mm}$
Signal Cable Range: $\varnothing 5.0 \sim \varnothing 6.5 \text{mm}$



Multicore waterproof connectors

- Available (2、 3、 4、 5、 7、 9、 12pin)
It can be used in connection of power supply and mixed signal.

Main Advantage:


- Zinc alloy shell, with complete electromagnetic and radio frequency interference protection, while meeting the matching needs of high-end products;
- 1/4 buckle connection mode, stable and safe;
- Fast and simple nut-type design locking system, skid-proof human design of outer ring;
- The suspended dust cover design effectively prevents foreign bodies from entering the non-working state, has high safety performance and easy operation.

Characteristics



Terminal Type

- YZ20 waterproof connector adopts soldering type .



Fast and Easy Locking

- Bayonet design makes safe and stable .



Structural sketch

















- The precise structure ensures the safety and stability of the connection performance.





Installation

- Flange panel is used for installation, which is convenient and stable.

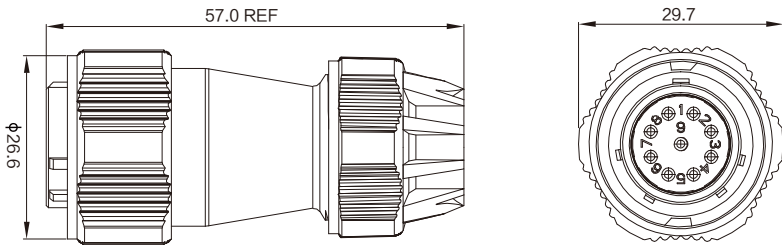
Data Sheet

M20 Power + Signal	Product Series		YM-20																					
	Pin Number		2PIN		3PIN		4PIN		5PIN		6PIN		7PIN		8PIN		9PIN		12PIN		14PIN			
	Section diagram		PIN 	Mounting 	PIN 	Mounting 	PIN 	Mounting 	PIN 		Mounting 		—		PIN 	Mounting 	—		PIN 	Mounting 	PIN 	Mounting 	PIN 	Mounting 
	Current Rating		20A						10A						5A									
	Voltage Rating		AC 500V						AC 500V						AC 250V									
	Cable range		Ø 9.0~Ø 13.0mm						Ø 7.0~Ø 10.0mm						Ø 7.0~Ø 10.0mm									
	Wire Gauge		2.5mm²						1.0~1.5mm²/18~16AWG						0.34~0.75mm²/22-20AWG									
	IP Protection Class (Mated)		IP67 (Mated)																					
	Termination		Screw Locking																					

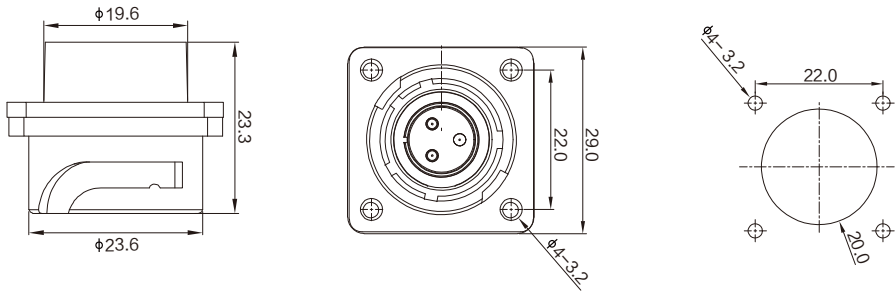
Product Picture	material	Part Number r (The bold font is a best-sell products)													
Cable connector	Metal	Male	YZ-20-C02PE-03-001A	YZ-20-C03PE-03-001A	YZ-20-C04PE-03-001A	YZ-20-C05PE-03-001A	—	YZ-20-C07PE-03-001A	—	YZ-20-C09PE-03-001A	YZ-20-C12PE-03-001A	YZ-20-C14PE-03-001A			
		Female	YZ-20-J02PE-03-001A	YZ-20-J03PE-03-001A	YZ-20-J04PE-03-001A	YZ-20-J05PE-03-001A	—	YZ-20-J07PE-03-001A	—	YZ-20-J09PE-03-001A	YZ-20-J12PE-03-001A	YZ-20-J14PE-03-001A			
Flange Mounting Rear Locking		Male	YZ-20-C02SX-03-401A	YZ-20-C03SX-03-401A	YZ-20-C04SX-03-401A	YZ-20-C05SX-03-401A	—	YZ-20-C07SX-03-401A	—	YZ-20-C09SX-03-401A	YZ-20-C12SX-03-401A	YZ-20-C14SX-03-401A			
		Female	YZ-20-J02SX-03-401A	YZ-20-J03SX-03-401A	YZ-20-J04SX-03-401A	YZ-20-J05SX-03-401A	—	YZ-20-J07SX-03-401A	—	YZ-20-J09SX-03-401A	YZ-20-J12SX-03-401A	YZ-20-J14SX-03-401A			

Appearance Dimension

Cable Connector



Flange Panel Mount



YU-USB Waterproof Data Connector

Linko professional multi-functional YU-USB data waterproof connector and panel mount be used for data transmission, because of plug and play, fast transmission rate, strong scalability characteristics, are widely used in computers, digital cameras, scanners and other data transmission equipment, this series of products are diverse, can achieve male-female conversion docking, independent base, male-head belt line, etc.

Application Types:

Data: USB

Data Type : USB2.0、 USB3.0

Data connection withstands voltage 100V/Min, contact resistance 30m/Max, optional data transmission level.

- Data
USB Cable Range : $\varnothing 5.5 \sim \varnothing 6.5 \text{mm}$



- Plug + Socket Data Connector Wire.
It is often used in data transmission connection inside the machine, and the socket can be used outside the board.

- Overmolding on both side
Safe and stable connection to provide more stable transmission for equipment.

- Single USB Plug + One side overmolding
It can be used for stable connection and quick locking data transmission scenarios.

Above is a selection of USB connectors that can be customized.

Main Advantage :

- Independent socket design, no tool assistance, easy installation, easy operation;
- The utility model can realize double-head transfer between male and female, and the clamp is locked and secure;
- Unique docking design, stable extension of infinite length of wire;
- Strong connection system provides solutions for data connection and transmission in different environments.
- The product meets IP67 protection level in mated condition.

Characteristics



Reliable waterproof performance

- The protection level under connection state reaches IP67, which provides good electrical protection performance for equipment.



Multiple connection modes

- Product diversity, with the transmission level products can be flexibly collocated with use.



Clasp locking

- he sockets and rubber-covered plugs are securely and securely fastened by a firm jacket clamp.

Multiple connection modes



Design of cable sheath

- Plug and socket end adopt cable sheath design to effectively protect cable outlet















Panel Installation



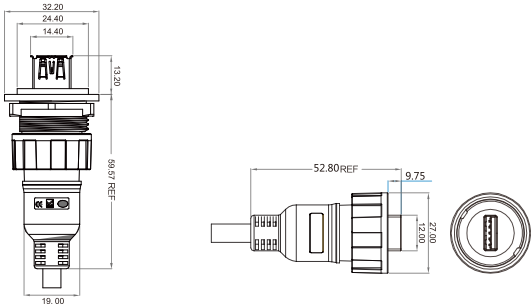
In line connection

Data Sheet

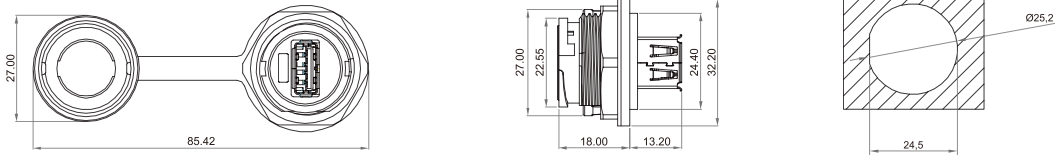
Data	Product Series	YU-USB2.0		YU-USB3.0		
	Current Rating	—		—		
	Voltage Rating	—		—		
	Cable range	Ø5.5~Ø6.5mm		Ø5.5~Ø6.5mm		
	Wire Gauge	26-24AWG		26-24AWG		
	IP Protection Class (Mated)	IP67 (Mated)		IP67 (Mated)		
	Termination	Bayonet		Bayonet		
	USB2.0 (Cable length 1 meter)			USB3.0 (Cable length 1 meter)		
Product Picture	Overmolding one side 	Overmolding both side 	Overmolding both side 	vermolding one side 	Overmolding both side 	Male Plug + Female panel mount 
Part Number	YU-USB2-CPI-01-100	YU-USB2-CPI-02-100	YU-USB2-JSX-11-100	YU-USB3-CPI-01-100	YU-USB3-CPI-02-100	YU-USB3-FP-MP-012
Product Picture	Male Plug + Female panel mount 	Male Plug + Female panel mount 	Overmolding one side + Printer reel 	Double Panel Mount 	Female Panel Mount with 9 pin for PCB 	Female Panel Mount 
Part Number	YU-USB2-FP-MP-022	YU-USB2-JSX-03-100	YU-USB2-CPI-03-100	YU-USB3-JSX-02-100	YU-USB3-JSX-03-001	YU-USB3-JSX-01-001
Product Picture	Female Panel mount with Metal Chain 	Female Panel Mount 	Female Panel Mount + 90 Degree Plug 	Female Panel mount with Metal Chain 	Female Panel mount + Overmolding one side 	—
Part Number	YU-USB2-JSX-04-001	YU-USB2-JSX-01-003	YU-USB2-JSX-09-100	YU-USB3-JSX-01-100	YU-USB3-JSX-04-100	—
Product Picture	Female Panel Mount with 4 pin for PCB 	Female Panel Mount with 5 pin for PCB 	—	—	—	—
Part Number	YU-USB2-JSX-02-001	YU-USB2-JSX-17-001	—	—	—	—

Appearance Dimension

■ USB Cable connector



■ USB Panel Mounting



Wiring harness customization

We chooses the high quality cables matching Linko's connectors, and can customize the corresponding wire processing according to customer's needs. It can also design and develop solutions according to the needs of customers.



Customized Wire Harness Case Show

Customer customized feature wiring harness for display, you can contact us at any time according to your demand.

- Customized information
 Linko Products Series: All linko Connectors
 Available size : M12、 M16、 M20、 M24、 M28
 vailable type : Power, Signal (RJ45/Fiber) 、 Data (USB/HDMI) and Others
 Available Shell type : Metal , Plastic , Metal + Plastic

Case Product Display



LC- 20- C03PE- 01- 001



LC- 20- C03PE- 02- 100



LP- 20- C05PE- 05- 022- 100



LP- 16- 09- MP- MRJ- 001


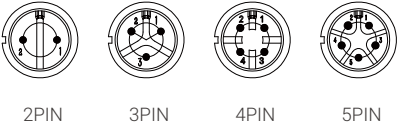



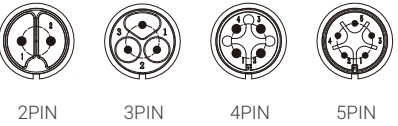









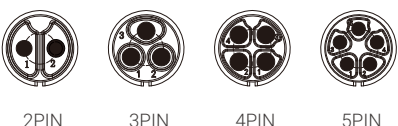
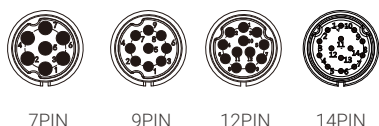



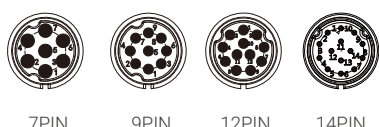


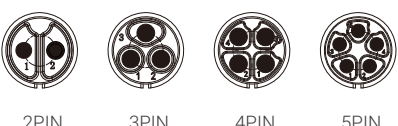
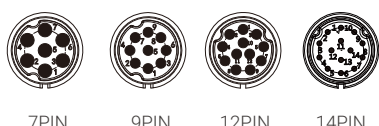


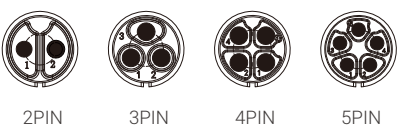
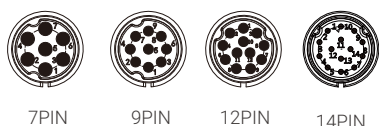


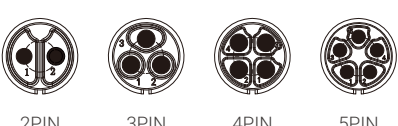
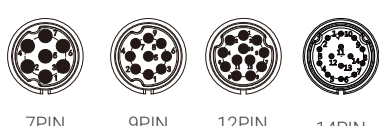


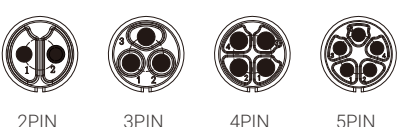
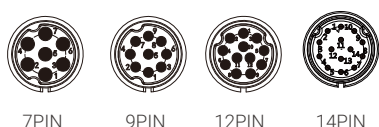








































LP- 16- 09- EP- MRJ- 001



LP- 12- 06- FS- E- 003

Product Overview

			Product Picture	Power	Muti core	Signal		Data		Cable customization	Specification		
Size	Series	Material				RJ45	FIBER	USB	HDMI	Product Picture	2~4PIN	5~7PIN	8~14PIN
M12	LP-12	Plastic / Metal		 2PIN 3PIN 4PIN 5PIN	 6PIN 7PIN 8PIN	—	—	—	—		Current Rating (A)		
											5	3	3
											Cable range (mm)		
											Ø3.0~Ø6.0		
M16	LP-16	Plastic / Plastic+Metal / Metal		 2PIN 3PIN 4PIN 5PIN	 7PIN 8PIN 9PIN			—	—		Current Rating (A)		
											10	5	—
	YW-16	Metal		 3PIN	 9PIN	—	—	—	—		Current Rating (A)		
											10	5	—
M20	LP-20	Plastic / Metal		 2PIN 3PIN 4PIN 5PIN	 7PIN 9PIN 12PIN 14PIN	—	—	—	—		Current Rating (A)		
											20	10	5
											Cable range (mm)		
	DH-20	Metal		 2PIN 3PIN 4PIN 5PIN	 7PIN 9PIN 12PIN 14PIN	—	—	—	—		Current Rating (A)		
											20	10	5
											Cable range (mm)		
	YA-20	Plastic / Metal		 2PIN 3PIN 4PIN 5PIN	 7PIN 9PIN 12PIN 14PIN	—	—	—	—		Current Rating (A)		
											20	10	5
											Cable range (mm)		
	YM-20	Plastic		 2PIN 3PIN 4PIN 5PIN	 7PIN 9PIN 12PIN 14PIN	—	—	—	—		Current Rating (A)		
											20	10	5
											Cable range (mm)		
	YW-20	Metal		 2PIN 3PIN 4PIN 5PIN	 7PIN 9PIN 12PIN 14PIN	—	—	—	—		Current Rating (A)		
											20	10	5
											Cable range (mm)		
	YZ-20	Metal		 2PIN 3PIN 4PIN 5PIN	 7PIN 9PIN 12PIN 14PIN	—	—	—	—		Current Rating (A)		
											20	10	5
											Cable range (mm)		
											Ø 5.0~Ø 13.0		

			Product Picture	Power	Muti core				Signal		Data		Cable customization	Specification		
Size	Series	Material		  3PIN4PIN	  10PIN12PIN	  19PIN24PIN	RJ45	FIBER	USB	HDMI	Product Picture	2~4PIN	8~12PIN	19~24PIN		
M24	LP-24	Plastic / Metal						  3PIN4PIN	  10PIN12PIN	  19PIN24PIN	 	 		Current Rating (A)		
														25	10	5
														Cable range (mm)		
			Ø5.0~Ø14.0													
	DH-24	Metal		 3PIN	—			—	—	—		Current Rating (A)				
												25	10	5		
												Cable range (mm)				
												Ø5.0~Ø14.0				
	BD-24	Metal		—	—		—	—	—	—		Current Rating (A)				
												25	—	—		
												Cable range (mm)				
												Ø5.0~Ø14.0				
YF-24	Plastic		—	—		—	—	—	—		Current Rating (A)					
											20					
											Cable range (mm)					
											Ø9.0~Ø14.0					
M28	LP-28	Plastic		  2PIN3PIN	 8PIN		—	—	—	—		Current Rating (A)				
												50(2Pin) 35(3Pin)	15	—		
												Cable range (mm)				
YU	USB	Plastic		—	—		—	—		—		Current Rating (A)				
												—				
												Cable range (mm)				
YT	RJ45	Plastic / Plastic+Metal		—	—		—	—	—		Current Rating (A)					
											1.5					
											Cable range (mm)					
											Ø5.5~Ø6.5					