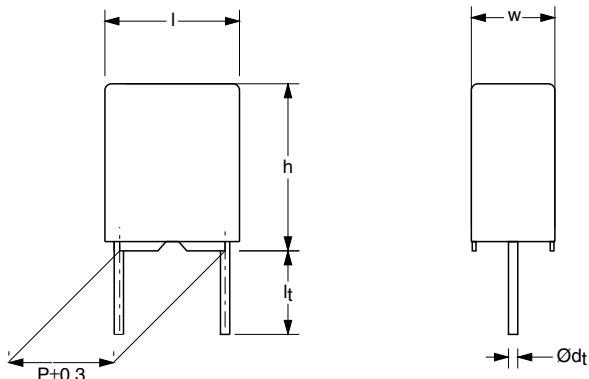


Metallized Polypropylene Film Capacitors

MKP Radial Potted Type



Dimensions in mm

APPLICATIONS

Low losses due to low contact resistance and low loss dielectric result in applications where high frequency occur or high stability is preferred. Their small dimensions make them suitable for circuits with high packaging density.

MARKING

C-value; rated voltage; tolerance; code for manufacturer; year and week of manufacture; manufacturers type designation

DIELECTRIC

Polypropylene film

ELECTRODES

Vacuum deposited aluminum

ENCAPSULATION

Flame retardant plastic case and epoxy resin (UL-class 94 V-0)

CONSTRUCTION

Wound mono construction

LEADS

Tinned wire

CAPACITANCE RANGE (E24 SERIES)

0.001 to 1.2 µF

FEATURES

5, 10 and 15 mm lead pitch. Supplied loose in box, in ammpack and taped on reel. Intermediate values are available of the E96 series

Lead (Pb)-free product

RoHS-compliant product

CAPACITANCE TOLERANCE

± 5 %; ± 2 %

RATED (DC) VOLTAGE

63 V; 160 V; 250 V; 400 V; 630 V

RATED (AC) VOLTAGE

25 V; 63 V; 100 V; 125 V; 160 V

RATED PEAK-TO-PEAK VOLTAGE

70 V; 180 V; 280 V; 350 V; 450 V

CLIMATIC CATEGORY

55/085/56

RATED TEMPERATURE (DC)

85 °C

RATED TEMPERATURE (AC)

85 °C

MAXIMUM APPLICATION TEMPERATURE

85 °C

REFERENCE SPECIFICATIONS

IEC 60384-16

PERFORMANCE GRADE

Grade 1 (long life)

STABILITY GRADE

Grade 1

DETAIL SPECIFICATION

For more detailed data and test requirements contact: filmcaps.roeselare@vishay.com



RoHS
COMPLIANT

MKP 416 to 420

Vishay BCcomponents Metallized Polypropylene Film Capacitors
MKP Radial Potted Type



COMPOSITION OF CATALOG NUMBER

TYPE AND PITCHES	
416	5.0/10.0/15.0 mm
417	5.0/10.0/15.0 mm
418	5.0/10.0/15.0 mm
419	5.0/10.0/15.0 mm
420	5.0/10.0/15.0 mm

CAPACITANCE
(numerically)

MULTIPLIER (nF)	
0.01	2
0.1	3
1	4

Example:
1004 = 100 x 1 = 100 nF

2222	4..	XX	XX	X
BFC2*	4..	XX	XX	X

* Use this partnumber for those with access to the Vishay's SAP system and Partners website within the Americas

TYPE	PACKAGING	PITCH (mm)	LEAD CONFIGURATION	PREFERRED TYPES					
				C-TOL	63 V	160 V	250 V	400 V	630 V
416	Taped; see note	5/10/15	H = 18.5 mm; P ₀ = 12.7 mm	± 2 %	1				
	Loose in box	15	lead length 3.5 ± 0.3 mm	± 2 %	7				
417	Taped; see note	5/10/15	H = 18.5 mm; P ₀ = 12.7 mm	± 2 %		1			
	Loose in box	15	lead length 3.5 ± 0.3 mm	± 2 %		7			
418	Taped; see note	5/10/15	H = 18.5 mm; P ₀ = 12.7 mm	± 2 %			1		
	Loose in box	15	lead length 3.5 ± 0.3 mm	± 2 %			7		
419	Taped; see note	5/10/15	H = 18.5 mm; P ₀ = 12.7 mm	± 2 %				1	
	Loose in box	15	lead length 3.5 ± 0.3 mm	± 2 %				7	
420	Taped; see note	5/10/15	H = 18.5 mm; P ₀ = 12.7 mm	± 2 %					1
	Loose in box	15	lead length 3.5 ± 0.3 mm	± 2 %					7
					ON REQUEST				
416	Taped; see note	5/10/15	H = 18.5 mm; P ₀ = 12.7 mm	± 5 %	0				
				± 5 %	3				
	Loose in box	5/10	lead length 4.0 + 1.0/- 0.5 mm	± 2 %	4				
				± 5 %	6				
417	Taped; see note	5/10/15	H = 18.5 mm; P ₀ = 12.7 mm	± 5 %		0			
				± 5 %		3			
	Loose in box	5/10	lead length 4.0 + 1.0/- 0.5 mm	± 2 %		4			
				± 5 %		6			
418	Taped; see note	5/10/15	H = 18.5 mm; P ₀ = 12.7 mm	± 5 %			0		
				± 5 %			3		
	Loose in box	5/10	lead length 4.0 + 1.0/- 0.5 mm	± 2 %			4		
				± 5 %			6		
419	Taped; see note	5/10/15	H = 18.5 mm; P ₀ = 12.7 mm	± 5 %				0	
				± 5 %				3	
	Loose in box	5/10	lead length 4.0 + 1.0/- 0.5 mm	± 2 %				4	
				± 5 %				6	
420	Taped; see note	5/10/15	H = 18.5 mm; P ₀ = 12.7 mm	± 5 %					0
				± 5 %					3
	Loose in box	5/10	lead length 4.0 + 1.0/- 0.5 mm	± 2 %					4
				± 5 %					6

Note:

Pitch = 5 and 10 mm: taped on ammpack

Pitch = 15 mm: taped on reel with diameter = 356 mm

**SPECIFIC REFERENCE DATA**

DESCRIPTION	VALUE				
Tangent of loss angle: $C \leq 0.0091 \mu\text{F}$ $0.0091 \mu\text{F} < C \leq 0.027 \mu\text{F}$ $0.027 \mu\text{F} < C \leq 0.075 \mu\text{F}$ $0.075 \mu\text{F} < C \leq 0.11 \mu\text{F}$ $0.11 \mu\text{F} < C \leq 0.18 \mu\text{F}$ $0.18 \mu\text{F} < C \leq 0.27 \mu\text{F}$ $0.27 \mu\text{F} < C \leq 0.39 \mu\text{F}$ $0.39 \mu\text{F} < C \leq 0.56 \mu\text{F}$ $0.56 \mu\text{F} < C \leq 0.75 \mu\text{F}$ $0.75 \mu\text{F} < C \leq 1.1 \mu\text{F}$	at 10 kHz		at 100 kHz		
	$\leq 5 \times 10^{-4}$		$\leq 10 \times 10^{-4}$		
	$\leq 5 \times 10^{-4}$		$\leq 15 \times 10^{-4}$		
	$\leq 5 \times 10^{-4}$		$\leq 20 \times 10^{-4}$		
	$\leq 5 \times 10^{-4}$		$\leq 25 \times 10^{-4}$		
	$\leq 10 \times 10^{-4}$		$\leq 30 \times 10^{-4}$		
	$\leq 10 \times 10^{-4}$		$\leq 35 \times 10^{-4}$		
	$\leq 10 \times 10^{-4}$		$\leq 40 \times 10^{-4}$		
	$\leq 10 \times 10^{-4}$		$\leq 45 \times 10^{-4}$		
	$\leq 10 \times 10^{-4}$		$\leq 50 \times 10^{-4}$		
	$\leq 10 \times 10^{-4}$		$\leq 60 \times 10^{-4}$		
Rated voltage pulse slope (dU/dt) _R : P = 5 mm P = 10 mm P = 15 mm	at 63 V (DC)	at 100 V (DC)	at 250 V (DC)	at 400 V (DC)	at 630 V (DC)
	50 V/ μs	50 V/ μs	50 V/ μs	50 V/ μs	50 V/ μs
	20 V/ μs	20 V/ μs	20 V/ μs	20 V/ μs	50 V/ μs
	50 V/ μs	50 V/ μs	50 V/ μs	50 V/ μs	50 V/ μs
R between leads, for $C \leq 0.33 \mu\text{F}$: at 50 V; 1 minute at 100 V; 1 minute	> 100000 M Ω				
		> 100000 M Ω	> 100000 M Ω	> 100000 M Ω	> 100000 M Ω
RC between leads, for $C > 0.33 \mu\text{F}$ at 10 V; 1 minute	> 30000 s	> 30000 s	> 30000 s	> 30000 s	
R between interconnecting leads and casing; 50 V; 1 minute	> 100000 M Ω	> 100000 M Ω	> 100000 M Ω	> 100000 M Ω	> 100000 M Ω
Withstanding (DC) voltage (cut off current 10 mA); rise time 100 V/s	100 V; 1 minute	260 V; 1 minute	400 V; 1 minute	640 V; 1 minute	1000 V; 1 minute
Withstanding (DC) voltage between leads and case	2840 V; 1 minute	2840 V; 1 minute	2840 V; 1 minute	2840 V; 1 minute	1260 V; 1 minute

MKP 416 to 420

Vishay BCcomponents Metallized Polypropylene Film Capacitors
MKP Radial Potted Type



$U_{Rdc} = 63 \text{ V}$; $U_{Rac} = 25 \text{ V}$; $U_{p-p} = 70 \text{ V}$

C (E 24) (μF)	DIMENSIONS w × h × l (mm)	MASS (g)	CATALOG NUMBER 2222 416 AND PACKAGING							
			AMMOPACK		LOOSE IN BOX		REEL		LOOSE IN BOX	
			H = 18.5 mm; P ₀ = 12.7 mm		It = 4.0 + 1.0/– 0.5 mm		H = 18.5 mm; P ₀ = 12.7 mm		It = 3.5 ± 0.3 mm	
			C-tol = ± 2 %	SPQ	C-tol = ± 2 %	SPQ	C-tol = ± 2 %	SPQ	C-tol = ± 2 %	SPQ
			last 5 digits of catalog number		last 5 digits of catalog number		last 5 digits of catalog number		last 5 digits of catalog number	
Pitch = 5.0 ± 0.3 mm; d _t = 0.50 ± 0.05 mm										
0.036	4.5 × 9.0 × 7.2	0.45	13603	1000	43603	2000				
0.039			13903		43903					
0.043			14303		44303					
0.047			14703		44703					
0.051	6.0 × 11.0 × 7.2	0.60	15103	750	45103	1500				
0.056			15603		45603					
0.062			16203		46203					
0.068			16803		46803					
0.075			17503		47503					
0.082			18203		48203					
0.091			19103		49103					
0.1			11004		41004					
0.11			11104		41104					
0.12			11204		41204					
Pitch = 10.0 ± 0.4 mm; d _t = 0.60 ± 0.06 mm										
0.13	5.0 × 11.0 × 12.5	0.85	11304	600	41304	1000				
0.15			11504		41504					
0.16	6.0 × 12.0 × 12.5	1.10	11604	500	41604	750				
0.18			11804		41804					
0.20			12004		42004					
0.22			12204		42204					
0.24			12404		42404					
0.27			12704		42704					
Pitch = 15.0 ± 0.4 mm; d _t = 0.60 ± 0.06 mm										
0.3	6.0 × 12.0 × 17.5	1.4				13004	900	73004	1000	
0.33						13304		73304		
0.36						13604		73604		
0.39						13904		73904		
Pitch = 15.0 ± 0.4 mm; d _t = 0.80 ± 0.08 mm										
0.43	7.0 × 13.5 × 17.5	1.9				14304	800	74304	750	
0.47						14704		74704		
0.51						15104		75104		
0.56						15604		75604		
0.62	8.5 × 15.0 × 17.5	2.6				16204	650	76204	750	
0.68						16804		76804		
0.75						17504		77504		
0.82						18204		78204		
0.91	10.0 × 16.5 × 17.5	3.1				19104	600	79104	500	
1.0						11005		71005		
1.1						11105		71105		



Metallized Polypropylene Film Capacitors Vishay BCcomponents MKP Radial Potted Type

$U_{Rdc} = 160 \text{ V}$; $U_{Rac} = 63 \text{ V}$; $U_{p-p} = 180 \text{ V}$

C (E 24) (μF)	DIMENSIONS w × h × l (mm)	MASS (g)	CATALOG NUMBER 2222 417 AND PACKAGING											
			AMMOPACK		LOOSE IN BOX		REEL		LOOSE IN BOX					
			H = 18.5 mm; P ₀ = 12.7 mm		It = 4.0 + 1.0/- 0.5 mm		H = 18.5 mm; P ₀ = 12.7 mm		It = 3.5 ± 0.3 mm					
			C-tol = ± 2 %	SPQ	C-tol = ± 2 %	SPQ	C-tol = ± 2 %	SPQ	C-tol = ± 2 %	SPQ				
			last 5 digits of catalog number		last 5 digits of catalog number		last 5 digits of catalog number		last 5 digits of catalog number					
Pitch = 5.0 ± 0.3 mm; d _t = 0.50 ± 0.05 mm														
0.024	4.5 × 9.0 × 7.2	0.45	12403	1000	42403	2000								
0.027			12703		42703									
0.03			13003		43003									
0.033			13303		43303									
0.036	6.0 × 11.0 × 7.2	0.60	13603	750	43603	1500								
0.039			13903		43903									
0.043			14303		44303									
0.047			14703		44703									
0.051			15103		45103									
0.056			15603		45603									
0.062			16203		46203									
0.068			16803		46803									
Pitch = 10.0 ± 0.4 mm; d _t = 0.60 ± 0.06 mm														
0.075	4.0 × 10.0 × 12.5	0.60	17503	750	47503	1000								
0.082			18203		48203									
0.091			19103		49103									
0.1			11004		41004									
0.11	5.0 × 11.0 × 12.5	0.85	11104	600	41104	1000								
0.12			11204		41204									
0.13			11304		41304									
0.15			11504		41504									
0.16	6.0 × 12.0 × 12.5	1.10	11604	500	41604	750								
0.18			11804		41804									
0.20			12004		42004									
0.22			12204		42204									
0.24			12404		42404									
Pitch = 15.0 ± 0.4 mm; d _t = 0.60 ± 0.06 mm														
0.27	5.0 × 11.0 × 17.5	1.2				12704	1100	72704	1250					
0.3	6.0 × 12.0 × 17.5	1.4				13004	900	73004	1000					
0.33						13304		73304						
0.36						13604		73604						
0.39						13904		73904						
Pitch = 15.0 ± 0.4 mm; d _t = 0.80 ± 0.08 mm														
0.43	7.0 × 13.5 × 17.5	1.9				14304	800	74304	750					
0.47						14704		74704						
0.51						15104		75104						
0.56						15604		75604						
0.62	8.5 × 15.0 × 17.5	2.6				16204	650	76204	750					
0.68						16804		76804						
0.75						17504		77504						
0.82						18204		78204						
0.91	10.0 × 16.5 × 17.5	3.1				19104	600	79104	500					
1.0						11005		71005						
1.1						11105		71105						

MKP 416 to 420

Vishay BCcomponents Metallized Polypropylene Film Capacitors
MKP Radial Potted Type



$U_{Rdc} = 250 \text{ V}$; $U_{Rac} = 25 \text{ V}$; $U_{p-p} = 70 \text{ V}$

C (E 24) (μF)	DIMENSIONS w × h × l (mm)	MASS (g)	CATALOG NUMBER 2222 418 AND PACKAGING															
			AMMOPACK		LOOSE IN BOX		REEL		LOOSE IN BOX									
			H = 18.5 mm; P ₀ = 12.7 mm		It = 4.0 + 1.0/- 0.5 mm		H = 18.5 mm; P ₀ = 12.7 mm		It = 3.5 ± 0.3 mm									
			C-tol = ± 2 %	SPQ	C-tol = ± 2 %	SPQ	C-tol = ± 2 %	SPQ	C-tol = ± 2 %	SPQ								
			last 5 digits of catalog number		last 5 digits of catalog number		last 5 digits of catalog number		last 5 digits of catalog number									
Pitch = 5.0 ± 0.3 mm; d _t = 0.50 ± 0.05 mm																		
0.01 0.011 0.012 0.013 0.015	3.5 × 8.0 × 7.2	0.35	11003 11103 11203 11303 11503	1500	41003 41103 41203 41303 41503	3000												
0.016 0.018 0.02 0.022 0.024	4.5 × 9.0 × 7.2	0.45	11603 11803 12003 12203 12403	1000	41603 41803 42003 42203 42403	2000												
0.027 0.03 0.033 0.036 0.039 0.043	6.0 × 11.0 × 7.2	0.60	12703 13003 13303 13603 13903 14303	750	42703 43003 43303 43603 43903 44303	1500												
Pitch = 10.0 ± 0.4 mm; d _t = 0.60 ± 0.06 mm																		
0.047 0.051 0.056 0.062 0.068	4.0 × 10.0 × 12.5	0.60	14703 15103 15603 16203 16803	750	44703 45103 45603 46203 46803	1000												
0.075 0.082 0.091	5.0 × 11.0 × 12.5	0.85	17503 18203 19103	600	47503 48203 49103	1000												
0.1 0.11 0.12 0.13	6.0 × 12.0 × 12.5	1.10	11004 11104 11204 11304	500	41004 41104 41204 41304	750												
Pitch = 15.0 ± 0.4 mm; d _t = 0.60 ± 0.06 mm																		
0.15 0.16	5.0 × 11.0 × 17.5	1.2									11504 11604	1100	71504 71604	1250				
0.18 0.2 0.22 0.24	6.0 × 12.0 × 17.5	1.4									11804 12004 12204 12404	900	71804 72004 72204 72404	1000				
Pitch = 15.0 ± 0.4 mm; d _t = 0.80 ± 0.08 mm																		
0.27 0.3 0.33 0.36	7.0 × 13.5 × 17.5	1.9													12704 13004 13304 13604	800	72704 73004 73304 73604	750
0.39 0.43 0.47 0.51	8.5 × 15.0 × 17.5	2.6													13904 14304 14704 15104	650	73904 74304 74704 75104	750
0.56 0.62 0.68	10.0 × 16.5 × 17.5	3.1	15604 16204 16804	600	75604 76204 76804	500												

**Metallized Polypropylene Film Capacitors Vishay BCcomponents**
MKP Radial Potted Type**U_{Rdc} = 400 V; U_{Rac} = 125 V; U_{p-p} = 350 V**

C (E 24) (μF)	DIMENSIONS w × h × l (mm)	MASS (g)	CATALOG NUMBER 2222 419 AND PACKAGING								
			AMMOPACK		LOOSE IN BOX		REEL		LOOSE IN BOX		
			H = 18.5 mm; P ₀ = 12.7 mm		It = 4.0 + 1.0/- 0.5 mm		H = 18.5 mm; P ₀ = 12.7 mm		It = 3.5 ± 0.3 mm		
			C-tol = ± 2 %	SPQ	C-tol = ± 2 %	SPQ	C-tol = ± 2 %	SPQ	C-tol = ± 2 %	SPQ	
			last 5 digits of catalog number		last 5 digits of catalog number		last 5 digits of catalog number		last 5 digits of catalog number		
Pitch = 5.0 ± 0.3 mm; d _t = 0.50 ± 0.05 mm											
0.001	3.5 × 8.0 × 7.2	0.35	11002	1500	41002	3000					
0.0011			11102		41102						
0.0012			11202		41202						
0.0013			11302		41302						
0.0015			11502		41502						
0.0016			11602		41602						
0.0018			11802		41802						
0.002			12002		42002						
0.0022			12202		42202						
0.0024			12402		42402						
0.0027			12702		42702						
0.003			13002		43002						
0.0033			13302		43302						
0.0036			13602		43602						
0.0039			13902		43902						
0.0043	4.5 × 9.0 × 7.2	0.45	14302	1000	44302	2000					
0.0047			14702		44702						
0.0051			15102		45102						
0.0056			15602		45602						
0.0062			16202		46202						
0.0068			16802		46802						
0.0075			17502		47502						
0.0082			18202		48202						
0.0091			19102		49102						
0.01			11003		41003						
0.011			11103		41103						
0.012			11203		41203						
0.013	6.0 × 11.0 × 7.2	0.60	11303	750	41303	1500					
0.015			11503		41503						
0.016			11603		41603						
0.018			11803		41803						
0.02			12003		42003						
Pitch = 10.0 ± 0.4 mm; d _t = 0.60 ± 0.06 mm											
0.022	4.0 × 10.0 × 12.5	0.60	12203	750	42203	1000					
0.024			12403		42403						
0.027			12703		42703						
0.03			13003		43003						
0.033			13303		43303						
0.036	5.0 × 11.0 × 12.5	0.85	13603	600	43603	1000					
0.039			13903		43903						
0.043			14303		44303						

MKP 416 to 420



Vishay BCcomponents Metallized Polypropylene Film Capacitors MKP Radial Potted Type

C (E 24) (μF)	DIMENSIONS w × h × l (mm)	MASS (g)	CATALOG NUMBER 2222 419 AND PACKAGING											
			AMMOPACK		LOOSE IN BOX		REEL		LOOSE IN BOX					
			H = 18.5 mm; P ₀ = 12.7 mm		It = 4.0 + 1.0/– 0.5 mm		H = 18.5 mm; P ₀ = 12.7 mm		It = 3.5 ± 0.3 mm					
			C-tol = ± 2 %	SPQ	C-tol = ± 2 %	SPQ	C-tol = ± 2 %	SPQ	C-tol = ± 2 %	SPQ				
			last 5 digits of catalog number		last 5 digits of catalog number		last 5 digits of catalog number		last 5 digits of catalog number					
0.047 0.051 0.056 0.062 0.068	6.0 × 12.0 × 12.5	1.10	14703 15103 15603 16203 16803	500	44703 45103 45603 46203 46803	750								
Pitch = 15.0 ± 0.4 mm; d _t = 0.60 ± 0.06 mm														
0.075 0.082	5.0 × 11.0 × 17.5	1.2					17503 18203	1100	77503 78203	1250				
0.091 0.1 0.11 0.12 0.13	6.0 × 12.0 × 17.5	1.4					19103 11004 11104 11204 11304	900	79103 71004 71104 71204 71304	1000				
Pitch = 15.0 ± 0.4 mm; d _t = 0.80 ± 0.08 mm														
0.15 0.16 0.18	7.0 × 13.5 × 17.5	1.9									11504 11604 11804	800	71504 71604 71804	750
0.2 0.22 0.24 0.27	8.5 × 15.0 × 17.5	2.6									12004 12204 12404 12704	650	72004 72204 72404 72704	750
0.3 0.33 0.36	10.0 × 16.5 × 17.5	3.1	13004 13304 13604	600	73004 73304 73604	500								

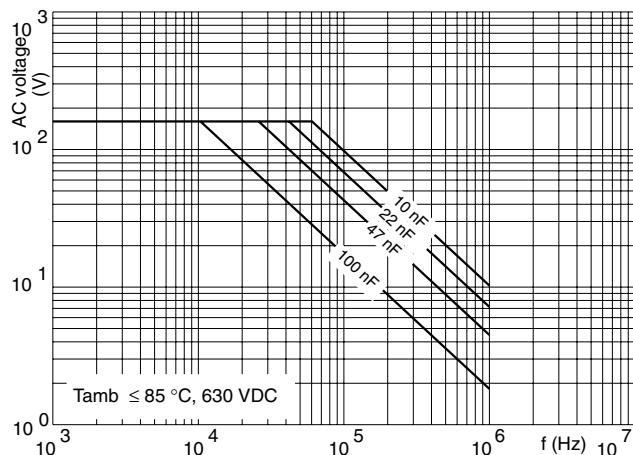
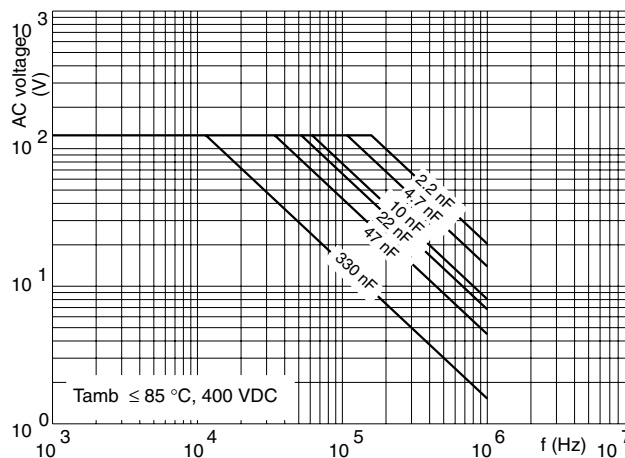
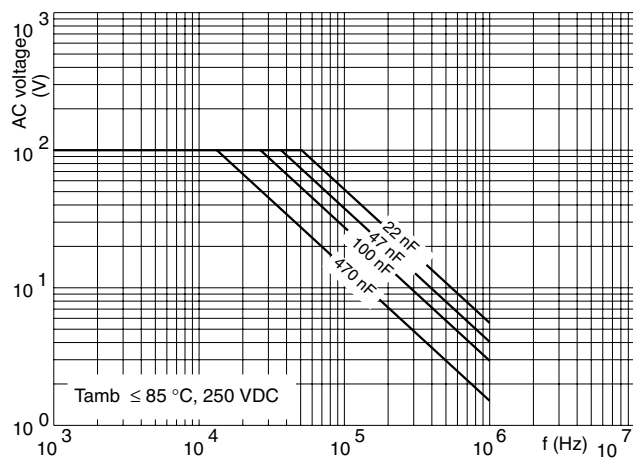
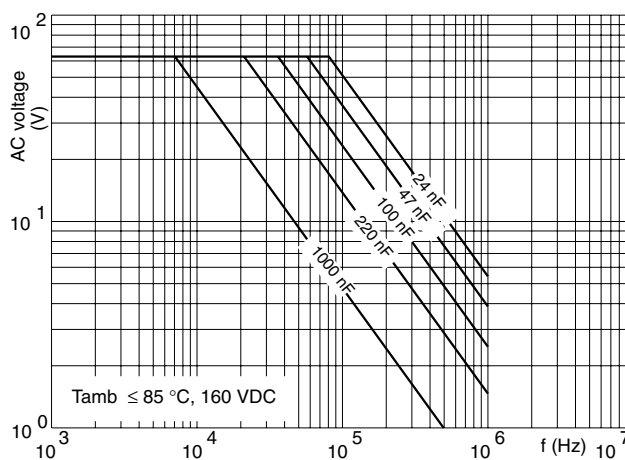
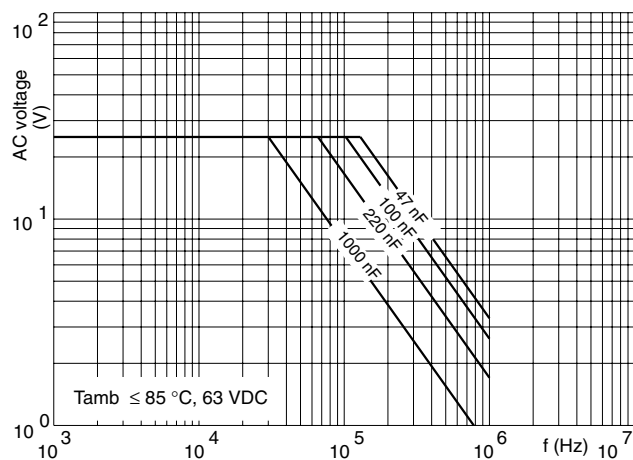


Metallized Polypropylene Film Capacitors Vishay BCcomponents MKP Radial Potted Type

$U_{Rdc} = 630 \text{ V}$; $U_{Rac} = 160 \text{ V}$; $U_{p-p} = 450 \text{ V}$

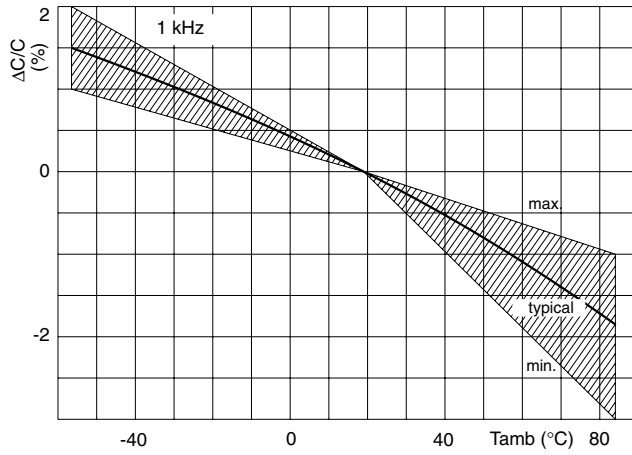
C (E 24) (μF)	DIMENSIONS w × h × l (mm)	MASS (g)	CATALOG NUMBER 2222 420 AND PACKAGING											
			AMMOPACK		LOOSE IN BOX		REEL		LOOSE IN BOX					
			H = 18.5 mm; P ₀ = 12.7 mm		It = 4.0 + 1.0/– 0.5 mm		H = 18.5 mm; P ₀ = 12.7 mm		It = 3.5 ± 0.3 mm					
			C-tol = ± 2 %	SPQ	C-tol = ± 2 %	SPQ	C-tol = ± 2 %	SPQ	C-tol = ± 2 %	SPQ				
			last 5 digits of catalog number		last 5 digits of catalog number		last 5 digits of catalog number		last 5 digits of catalog number					
Pitch = 5.0 ± 0.3 mm; d _t = 0.50 ± 0.05 mm														
0.0015	3.5 × 8.0 × 7.2	0.35	11502	1500	41502	3000								
0.0016			11602		41602									
0.0018			11802		41802									
0.002			12002		42002									
0.0022			12202		42202									
0.0024			12402		42402									
0.0027			12702		42702									
0.003	4.5 × 9.0 × 7.2	0.45	13002	1000	43002	2000								
0.0033			13302		43302									
0.0036			13602		43602									
0.0039			13902		43902									
0.0043	6.0 × 11.0 × 7.2	0.60	14302	750	44302	1500								
0.0047			14702		44702									
0.0051			15102		45102									
0.0056			15602		45602									
0.0062			16202		46202									
0.0068			16802		46802									
Pitch = 10.0 ± 0.4 mm; d _t = 0.60 ± 0.06 mm														
0.01	4.0 × 10.0 × 12.5	0.60	11003	750	41003	1000								
0.011			11103		41103									
0.012			11203		41203									
0.013			11303		41303									
0.015			11503		41503									
0.016			11603		41603									
0.018	5.0 × 11.0 × 12.5	0.85	11803	600	41803	1000								
0.02			12003		42003									
0.022			12203		42203									
0.024			12403		42403									
0.027	6.0 × 12.0 × 12.5	1.10	12703	500	42703	750								
0.03			13003		43003									
0.033			13303		43303									
0.036			13603		43603									
0.039			13903		43903									
0.043			14303		44303									
0.047			14703		44703									
Pitch = 15.0 ± 0.4 mm; d _t = 0.60 ± 0.06 mm														
0.051	6.0 × 12.0 × 17.5	1.4				15103	900	75103	1000					
0.056						15603		75603						
Pitch = 15.0 ± 0.4 mm; d _t = 0.80 ± 0.08 mm														
0.062	7.0 × 13.5 × 17.5	1.9				16203	800	76203	750					
0.068						16803		76803						
0.075						17503		77503						
0.082						18203		78203						
0.091	8.5 × 15.0 × 17.5	2.6				19103	650	79103	750					
0.1						11004		71004						
0.11						11104		71104						
0.12						11204		71204						
0.13	10.0 × 16.5 × 17.5	3.1				11304	600	71304	500					
0.15						11504		71504						
0.16						11604		71604						

MAXIMUM RMS VOLTAGE (SINEWAVE) AS A FUNCTION OF FREQUENCY

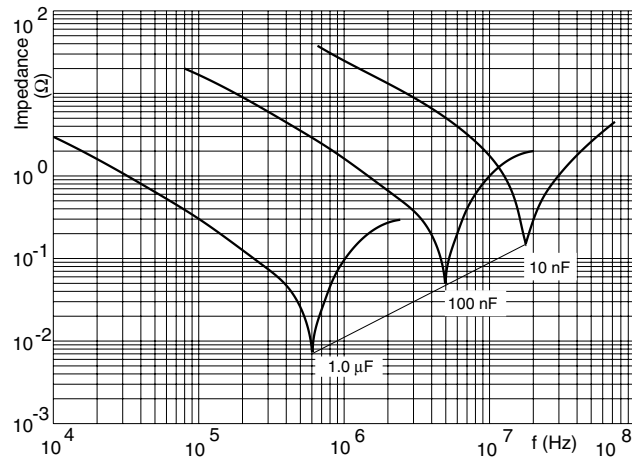




CAPACITANCE



IMPEDANCE





Disclaimer

ALL PRODUCT, PRODUCT SPECIFICATIONS AND DATA ARE SUBJECT TO CHANGE WITHOUT NOTICE TO IMPROVE RELIABILITY, FUNCTION OR DESIGN OR OTHERWISE.

Vishay Intertechnology, Inc., its affiliates, agents, and employees, and all persons acting on its or their behalf (collectively, "Vishay"), disclaim any and all liability for any errors, inaccuracies or incompleteness contained in any datasheet or in any other disclosure relating to any product.

Vishay makes no warranty, representation or guarantee regarding the suitability of the products for any particular purpose or the continuing production of any product. To the maximum extent permitted by applicable law, Vishay disclaims (i) any and all liability arising out of the application or use of any product, (ii) any and all liability, including without limitation special, consequential or incidental damages, and (iii) any and all implied warranties, including warranties of fitness for particular purpose, non-infringement and merchantability.

Statements regarding the suitability of products for certain types of applications are based on Vishay's knowledge of typical requirements that are often placed on Vishay products in generic applications. Such statements are not binding statements about the suitability of products for a particular application. It is the customer's responsibility to validate that a particular product with the properties described in the product specification is suitable for use in a particular application. Parameters provided in datasheets and / or specifications may vary in different applications and performance may vary over time. All operating parameters, including typical parameters, must be validated for each customer application by the customer's technical experts. Product specifications do not expand or otherwise modify Vishay's terms and conditions of purchase, including but not limited to the warranty expressed therein.

Hyperlinks included in this datasheet may direct users to third-party websites. These links are provided as a convenience and for informational purposes only. Inclusion of these hyperlinks does not constitute an endorsement or an approval by Vishay of any of the products, services or opinions of the corporation, organization or individual associated with the third-party website. Vishay disclaims any and all liability and bears no responsibility for the accuracy, legality or content of the third-party website or for that of subsequent links.

Except as expressly indicated in writing, Vishay products are not designed for use in medical, life-saving, or life-sustaining applications or for any other application in which the failure of the Vishay product could result in personal injury or death. Customers using or selling Vishay products not expressly indicated for use in such applications do so at their own risk. Please contact authorized Vishay personnel to obtain written terms and conditions regarding products designed for such applications.

No license, express or implied, by estoppel or otherwise, to any intellectual property rights is granted by this document or by any conduct of Vishay. Product names and markings noted herein may be trademarks of their respective owners.